

RMT ID: 21844 Public Accounts Committee (PAC) - also refer to RMT21238
Prepared by: Reporting Services, Analytics (DIMR), AHS
Report Date: Feb 26, 2020

Report Purpose:

AHS to provide the Committee with a list of all AHS locations in 2018-19 that provided services of limited clinical value and how many procedures were done at each of those facilities in terms of breast reductions and tubal ligation? (PA-117) [AHS #1].

Parameters and Limitations:

Patients may also have had other procedures performed during this hospital encounter or may have been treated for other conditions.

Inclusion Criteria:

Includes inpatient hospital admissions and clinic visits for breast reductions and sterilizations (tubal ligation).

Exclusion Criteria:

Figures exclude abandoned and out of hospital procedures.

Definitions of Procedures with Limited Clinical Value (Restricted Procedures):

Breast Reduction - Includes breast reduction for males and females with the below procedure code:

1YM78^^ - Repair by decreasing size, breast

Sterilization - Includes the below procedure and diagnosis codes:

1RF51^^ - Occlusion, fallopian tube (includes ligation fallopian tube) with Z302 - Sterilization

Source:

Discharge Abstract Database (DAD)

National Ambulatory Care Reporting System (NACRS)

This information is confidential and is intended solely for the individual(s) named above who requested the information and may only be used for the purpose(s) identified in this request.

Please do not distribute or use in any other context without prior agreement from Analytics (DIMR).

For this report, contact Stafford Dean at Stafford.Dean@albertahealthservices.ca.

There is a risk of disclosure due to the small cell counts contained in this report. Your agreement is sought assuring that there will not be any attempt to identify individuals using the information provided.

Breast Reduction

Fiscal Year 2018/19

Patients may also have had other procedures performed during this hospital encounter or may also have been treated for other conditions.

Zone/Facility	Ambulatory	Inpatient	Total Procedures
South Zone	318	24	342
Brooks Health Centre	<=5		<=5
Cardston Health Centre	12		12
Chinook Regional Hospital	220	19	239
Crowsnest Pass Health Centre	<=5		<=5
Medicine Hat Regional Hospital	80	<=5	85
Pincher Creek Health Centre	<=5		<=5
Calgary Zone	800	1,426	2,226
Alberta Children's Hospital	17	36	53
Foothills Medical Centre	193	97	290
High River General Hospital	<=5		<=5
Mineral Springs Hospital	22	601	623
Peter Lougheed Centre	296	136	432
Rockyview General Hospital	90	547	637
South Health Campus	179	9	188
Central Zone	759	186	945
Innisfail Health Centre	258		258
Lamont Health Care Centre	<=5		<=5
Olds Hospital and Care Centre	<=5		<=5
Red Deer Regional Hospital Centre	153	177	330
Rocky Mountain House Health Centre	<=5		<=5
St. Mary's Hospital	340	8	348
Stettler Hospital and Care Centre	<=5		<=5
Viking Health Centre		<=5	<=5
Edmonton Zone	1,422	221	1,643
Fort Saskatchewan Community Hospital	<=5		<=5
Grey Nuns Community Hospital	186	59	245
Leduc Community Hospital	37	<=5	39
Misericordia Community Hospital	981	128	1,109
Royal Alexandra Hospital	70	22	92
Stollery Childrens Hospital	<=5		<=5
Sturgeon Community Hospital	15		15
University of Alberta Hospital	127	10	137
North Zone	30	<=5	31
Barrhead Healthcare Centre	<=5		<=5
Bonnyville Healthcare Centre	<=5		<=5
Cold Lake Healthcare Centre	<=5		<=5
Northern Lights Regional Health Centre	14	<=5	15
Northwest Health Centre	<=5		<=5
Queen Elizabeth II Hospital	12		12
Grand Total	3,329	1,858	5,187

Procedures of Limited Clinical Value - Sterilization (Tubal Ligation)

Fiscal Year 2018/19

Patients may also have had other procedures performed during this hospital encounter or may also have been treated for other conditions.

For inpatient, 99% of sterilization procedures were performed during their delivery episode.

Zone/Facility	Ambulatory	Inpatient	Total Procedures
South Zone	334	434	768
Brooks Health Centre		21	21
Chinook Regional Hospital	138	220	358
Crowsnest Pass Health Centre	7	<=5	8
Medicine Hat Regional Hospital	163	182	345
Pincher Creek Health Centre	8	<=5	9
Taber Health Centre	18	9	27
Calgary Zone	597	1,589	2,186
Canmore General Hospital	19	33	52
Foothills Medical Centre	90	464	554
High River General Hospital	26	7	33
Peter Lougheed Centre	277	477	754
Rockyview General Hospital	94	338	432
South Health Campus	91	270	361
Central Zone	1,018	560	1,578
Daysland Health Centre	18		18
Drumheller Health Centre	19	10	29
Lacombe Hospital and Care Centre		11	11
Lamont Health Care Centre	<=5		<=5
Olds Hospital and Care Centre	352	46	398
Ponoka Hospital and Care Centre		<=5	<=5
Provost Health Centre		<=5	<=5
Red Deer Regional Hospital Centre	293	381	674
Rocky Mountain House Health Centre	37	<=5	41
St. Mary's Hospital	75	35	110
Stettler Hospital and Care Centre	16		16
Viking Health Centre	10	<=5	14
Wainwright Health Centre	24	10	34
Wetaskiwin Hospital and Care Centre	169	53	222
Edmonton Zone	1,402	2,157	3,559
Fort Saskatchewan Community Hospital	130	34	164
Grey Nuns Community Hospital	490	888	1,378
Misericordia Community Hospital	212	327	539
Royal Alexandra Hospital	458	772	1,230
Sturgeon Community Hospital	71	136	207
Westview Health Centre Stony Plain	41		41
North Zone	827	695	1,522
Barrhead Healthcare Centre	85	10	95
Bonnyville Healthcare Centre	54	13	67
Cold Lake Healthcare Centre	15	43	58
Edson Healthcare Centre	9	10	19
High Prairie Health Complex		<=5	<=5
Hinton Healthcare Centre	<=5	19	23

Procedures of Limited Clinical Value - Sterilization (Tubal Ligation)

Fiscal Year 2018/19

Patients may also have had other procedures performed during this hospital encounter or may also have been treated for other conditions.

For inpatient, 99% of sterilization procedures were performed during their delivery episode.

Zone/Facility	Ambulatory	Inpatient	Total Procedures
Northern Lights Regional Health Centre	120	160	280
Northwest Health Centre	63	64	127
Peace River Community Health Centre	84	57	141
Queen Elizabeth II Hospital	382	277	659
Slave Lake Healthcare Centre		<=5	<=5
St. Therese - St. Paul Healthcare Centre		19	19
Westlock Healthcare Centre	11	<=5	14
Whitecourt Healthcare Centre		<=5	<=5
William J. Cadzow - Lac La Biche Healthcare Centre		14	14
Grand Total	4,178	5,435	9,613

RMT ID: 21844 Public Accounts Committee (PAC) - also refer to RMT21521
Prepared by: Reporting Services, Analytics (DIMR)
Report Date: Feb 26, 2020

Report Purpose:

To provide a list of the 83 hospitals in rural Alberta identified by the Ernst and Young report into AHS and provide the Committee with some data on the activity levels in each of those emergency departments. In particular, to provide how many patient visits there were on average per day, per month, and for the 2018-19 fiscal year. (PA-117) [AHS #2].

Parameters and Limitations:

Data includes a few facilities with no inpatient acute care beds, but who had visits with a MIS Code for ED.

Inclusion Criteria:

Includes all visits to the Emergency Department (ED) with any mode of contact (e.g. face to face, telephone/email).

Exclusion Criteria:

Excludes scheduled ED visits, emergency mental health visits and urgent care centre visits.

Definitions:***Canadian Triage and Acuity Scale (CTAS):***

- Level 1: Resuscitation – Conditions that are threats to life or limb.
- Level 2: Emergent – Conditions that are a potential threat to life, limb or function.
- Level 3: Urgent – Serious conditions that require emergency intervention.
- Level 4: Less urgent – Conditions that relate to patient distress...
- Level 5: Non-urgent – Conditions that are non-urgent or that may be part of a chronic problem
- Level 9: Unknown or not recorded

ED Visits - Include the below MIS Codes:

- 713100000 - Emergency
- 713102000 - General Emergency

Source:

National Ambulatory Care Reporting System (NACRS)

This information is confidential and is intended solely for the individual(s) named above who requested the information and may only be used for the purpose(s) identified in this request.

Please do not distribute or use in any other context without prior agreement from Analytics (DIMR).

For this report, contact Stafford Dean at Stafford.Dean@albertahealthservices.ca.

There is a risk of disclosure due to the small cell counts contained in this report. Your agreement is sought in assuring that there will not be any attempt to identify individuals using the information provided.

Small Community Hospitals - Emergency Room (ED) Visits in Fiscal 2018/19

Figures include all modes of contact and exclude scheduled ED visits and emergency mental health visits.

Zone/Facility	ED Visits by CTAS Level							Average ED Visits per Day	Average ED Visits per Month
	Total Visits	CTAS 1	CTAS 2	CTAS 3	CTAS 4	CTAS 5	CTAS 9		
South Zone	96,551	186	4,550	24,868	34,527	19,036	13,384	264.5	8,045.9
Bassano Health Centre	2,989	<=5	49	371	1,458	898	211	8.2	249.1
Big Country Hospital	2,811	<=5	45	588	1,585	540	50	7.7	234.3
Bow Island Health Centre	6,128	15	156	1,122	2,907	1,407	521	16.8	510.7
Brooks Health Centre	20,694	14	940	5,416	11,597	2,708	19	56.7	1,724.5
Cardston Health Centre	12,707	67	1,481	4,800	2,473	3,180	706	34.8	1,058.9
Crowsnest Pass Health Centre	7,686	19	242	1,682	2,384	1,511	1,848	21.1	640.5
Fort Macleod Health Centre	5,873	16	227	1,910	1,694	1,119	907	16.1	489.4
Milk River Health Centre	3,092	8	96	817	600	1,483	88	8.5	257.7
Pincher Creek Health Centre	11,131	12	339	1,961	2,160	1,395	5,264	30.5	927.6
Raymond Health Centre	12,845	22	560	3,658	4,121	3,119	1,365	35.2	1,070.4
Taber Health Centre	10,595	8	415	2,543	3,548	1,676	2,405	29.0	882.9
Calgary Zone	86,434	146	8,376	34,492	36,604	5,153	1,663	236.8	7,202.8
Canmore General Hospital	13,999	23	1,487	4,729	6,083	1,588	89	38.4	1,166.6
Claresholm General Hospital	7,330	26	363	2,623	3,243	733	342	20.1	610.8
Didsbury District Health Services	9,081	10	629	4,295	3,610	407	130	24.9	756.8
High River General Hospital	14,692	26	1,214	6,032	6,521	713	186	40.3	1,224.3
Mineral Springs Hospital	11,015	14	1,154	3,791	4,813	957	286	30.2	917.9
Oilfields General Hospital	9,016	<=5	680	4,324	3,756	86	167	24.7	751.3
Strathmore District Health Services	18,857	37	2,557	7,903	7,894	265	201	51.7	1,571.4
Vulcan Community Health Centre	2,444	7	292	795	684	404	262	6.7	203.7
Central Zone	272,226	546	15,308	82,367	131,713	31,459	10,833	745.8	22,685.5
Consort Hospital and Care Centre	772	<=5	28	137	373	227	6	2.1	64.3
Coronation Hospital and Care Centre	2,768	<=5	113	717	1,437	462	37	7.6	230.7
Daysland Health Centre	4,500	<=5	181	1,246	2,337	677	57	12.3	375.0
Drayton Valley Hospital and Care Centre	16,645	41	941	5,312	8,016	1,920	415	45.6	1,387.1
Drumheller Health Centre	10,982	15	872	5,254	3,886	734	221	30.1	915.2
Hanna Health Centre	3,728	<=5	137	1,163	1,757	545	122	10.2	310.7
Hardisty Health Centre	2,439	<=5	67	569	1,299	487	15	6.7	203.3
Innisfail Health Centre	14,874	24	457	3,728	8,022	1,598	1,045	40.8	1,239.5
Killam Health Care Centre	3,312	<=5	116	539	1,771	784	99	9.1	276.0
Lacombe Hospital and Care Centre	20,473	57	1,176	5,837	10,046	2,387	970	56.1	1,706.1
Lamont Health Care Centre	4,906	<=5	84	828	2,326	1,559	106	13.4	408.8
Olds Hospital and Care Centre	12,956	27	948	5,120	5,716	606	539	35.5	1,079.7
Our Lady of the Rosary Hospital	4,100	<=5	68	778	2,190	960	99	11.2	341.7
Ponoka Hospital and Care Centre	20,638	20	857	5,292	10,056	3,136	1,277	56.5	1,719.8
Provost Health Centre	5,430	<=5	31	938	3,058	1,225	174	14.9	452.5
Rimbey Hospital and Care Centre	7,946	7	386	2,360	3,681	1,069	443	21.8	662.2
Rocky Mountain House Health Centre	17,606	34	920	4,962	10,105	1,159	426	48.2	1,467.2
St. Joseph's General Hospital	9,598	31	612	3,039	5,015	499	402	26.3	799.8
St. Mary's Hospital	17,372	36	1,474	7,324	7,464	1,057	17	47.6	1,447.7
Stettler Hospital and Care Centre	15,159	16	411	3,679	8,113	1,618	1,322	41.5	1,263.3
Sundre Hospital and Care Centre	7,890	17	638	2,621	3,928	319	367	21.6	657.5
Three Hills Health Centre	7,827	38	402	1,819	3,513	1,684	371	21.4	652.3
Tofield Health Centre	5,267	12	128	1,081	2,540	1,289	217	14.4	438.9
Two Hills Health Centre	6,053	8	356	1,621	2,878	964	226	16.6	504.4
Vermilion Health Centre	8,550	24	406	2,303	3,658	1,085	1,074	23.4	712.5

Small Community Hospitals - Emergency Room (ED) Visits in Fiscal 2018/19

Figures include all modes of contact and exclude scheduled ED visits and emergency mental health visits.

Zone/Facility	ED Visits by CTAS Level							Average ED Visits per Day	Average ED Visits per Month
	Total Visits	CTAS 1	CTAS 2	CTAS 3	CTAS 4	CTAS 5	CTAS 9		
Viking Health Centre	3,082	7	144	805	1,051	888	187	8.4	256.8
Wainwright Health Centre	13,046	<=5	445	5,652	5,469	959	516	35.7	1,087.2
Wetaskiwin Hospital and Care Centre	24,307	101	2,910	7,643	12,008	1,562	83	66.6	2,025.6
Edmonton Zone	84,485	204	9,955	37,930	31,244	5,150	<=5	231.5	7,040.4
Devon General Hospital	15,018	13	605	4,243	9,030	1,125	<=5	41.1	1,251.5
Fort Saskatchewan Community Hospital	17,576	29	1,940	7,135	6,431	2,041	0	48.2	1,464.7
Leduc Community Hospital	25,342	75	3,128	12,212	8,529	1,398	0	69.4	2,111.8
Westview Health Centre Stony Plain	26,549	87	4,282	14,340	7,254	586	0	72.7	2,212.4
North Zone	388,341	666	21,518	104,356	168,022	68,959	24,820	1,063.9	32,361.8
Athabasca Healthcare Centre	12,715	22	841	4,826	5,195	701	1,130	34.8	1,059.6
Barrhead Healthcare Centre	21,168	23	783	6,091	9,713	2,092	2,466	58.0	1,764.0
Beaverlodge Municipal Hospital	14,520	<=5	483	3,226	6,928	2,629	1,251	39.8	1,210.0
Bonnyville Healthcare Centre	20,721	61	2,502	7,668	8,645	1,728	117	56.8	1,726.8
Boyle Healthcare Centre	4,530	14	162	1,306	2,015	824	209	12.4	377.5
Central Peace Health Complex	7,609	<=5	410	1,803	2,558	2,305	528	20.8	634.1
Cold Lake Healthcare Centre	31,258	85	3,195	9,521	13,499	4,280	678	85.6	2,604.8
Edson Healthcare Centre	14,572	18	996	5,119	6,160	2,108	171	39.9	1,214.3
Elk Point Healthcare Centre	7,866	<=5	68	1,521	4,533	1,580	161	21.6	655.5
Fairview Health Complex	10,311	10	340	1,394	4,241	3,463	863	28.2	859.3
Fox Creek Healthcare Centre	5,685	<=5	86	781	2,403	1,375	1,037	15.6	473.8
George McDougall-Smoky Lake Healthcare Centre	4,299	15	211	1,486	2,036	371	180	11.8	358.3
Grande Cache Community Health Complex	6,626	<=5	159	1,421	2,594	1,770	677	18.2	552.2
Grimshaw/Berwyn and District Community Health Centre	13,637	<=5	283	2,566	7,167	2,543	1,075	37.4	1,136.4
High Prairie Health Complex	11,839	<=5	301	3,417	5,007	2,187	922	32.4	986.6
Hinton Healthcare Centre	9,174	15	499	2,451	3,936	1,336	937	25.1	764.5
Manning Community Health Centre	7,129	<=5	230	1,355	3,254	1,849	439	19.5	594.1
Mayerthorpe Healthcare Centre	11,366	39	867	4,054	4,952	790	664	31.1	947.2
Northwest Health Centre	19,235	27	755	5,039	5,482	7,313	619	52.7	1,602.9
Peace River Community Health Centre	19,607	55	1,173	5,255	9,055	2,752	1,317	53.7	1,633.9
Redwater Health Centre	7,969	32	574	2,273	3,627	1,426	37	21.8	664.1
Sacred Heart Community Health Centre	6,629	14	219	1,557	3,094	1,485	260	18.2	552.4
Seton-Jasper Healthcare Centre	6,788	10	698	2,049	2,469	1,050	512	18.6	565.7
Slave Lake Healthcare Centre	11,220	25	1,099	3,889	3,946	1,098	1,163	30.7	935.0
St. Theresa General Hospital	14,285	13	347	2,484	6,308	4,467	666	39.1	1,190.4
St. Therese - St. Paul Healthcare Centre	14,283	45	1,188	4,307	4,575	3,310	858	39.1	1,190.3
Swan Hills Healthcare Centre	1,473	<=5	143	483	563	248	34	4.0	122.8
Valleyview Health Centre	20,701	<=5	77	1,216	9,291	6,296	3,816	56.7	1,725.1
Wabasca-Desmarais Healthcare Centre	8,276	12	134	1,952	4,591	1,148	439	22.7	689.7
Westlock Healthcare Centre	14,445	51	1,423	4,295	7,570	664	442	39.6	1,203.8
Whitcourt Healthcare Centre	15,305	21	968	5,251	6,393	1,904	768	41.9	1,275.4
William J. Cadzow - Lac La Biche Healthcare Centre	13,100	23	304	4,300	6,222	1,867	384	35.9	1,091.7
Grand Total	928,037	1,748	59,707	284,013	402,110	129,757	50,702	2,542.6	77,336

LTC Site Estimated Non-Prescription Drugs Expenditure

All sites data

based on 2018/19 FIRMS Information

Site Name	Organization	AHS Zone	Org Type	Bed Count as of March 31, 2019 Bed Report	Estimated Non-prescription Drug Cost
Allen Gray Continuing Care Centre	Allen Gray Continuing Care Centre	Edmonton	Vol	156	48,117
Athabasca Healthcare Centre	AHS	North	AHS	23	4,491
Bassano Health Centre	AHS	South	AHS	8	8,863
Bentley Care Centre	AHS	Central	AHS	16	4,269
Bethany Airdrie	Bethany Care Society	Calgary	Vol	74	10,623
Bethany Calgary	Bethany Care Society	Calgary	Vol	416	90,198
Bethany Cochrane	Bethany Care Society	Calgary	Vol	78	13,026
Bethany Collegeside	Bethany Care Society	Central	Vol	112	18,811
Bethany Harvest Hills	Bethany Care Society	Calgary	Vol	60	6,957
Bethany Meadows	Bethany Group	Central	Vol	65	15,000
Bethany Sylvan Lake	Bethany Care Society	Central	Vol	40	12,222
Beverly Centre Glenmore	AgeCare Health Services	Calgary	Priv	208	39,138
Beverly Centre Lake Midnapore	AgeCare Health Services	Calgary	Priv	270	44,878
Big Country Hospital	AHS	South	AHS	30	3,050
Bonnyville Healthcare Centre	Covenant Health	North	Vol	30	5,920
Bow Crest Care Centre	AXR Operating (National) GP Inc.	Calgary	Priv	150	25,669
Bow Island Health Centre	AHS	South	AHS	20	3,058
Bow View Manor	Brenda Strafford Foundation Ltd.	Calgary	Vol	231	49,116
Breton Health Centre	AHS	Central	AHS	23	4,233
Brooks Health Centre	AHS	South	AHS	15	7,888
Canmore General Hospital	AHS	Calgary	AHS	23	5,421
Capital Care Dickensfield	Capital Care	Edmonton	Sub	275	31,419
Capital Care Grandview	Capital Care	Edmonton	Sub	147	19,656
Capital Care Lynnwood	Capital Care	Edmonton	Sub	276	30,707
Capital Care Norwood	Capital Care	Edmonton	Sub	68	16,028
Capital Care Strathcona	Capital Care	Edmonton	Sub	111	14,283
Cardston Health Centre	AHS	South	AHS	14	4,164
Carewest Colonel Belcher	Carewest	Calgary	Sub	175	41,249
Carewest Dr. Vernon Fanning Centre	Carewest	Calgary	Sub	191	45,020
Carewest Garrison Green	Carewest	Calgary	Sub	200	47,142
Carewest George Boyack	Carewest	Calgary	Sub	221	52,092
Carewest Royal Park	Carewest	Calgary	Sub	50	11,785
Carewest Sarcee	Carewest	Calgary	Sub	85	20,035
Central Peace Health Complex	AHS	North	AHS	16	2,779
Citadel Care Centre	Qualicare Ltd	Edmonton	Priv	129	37,823
Clearwater Centre	Good Samaritan Society	Central	Vol	40	11,015
Clifton Manor	Brenda Strafford Foundation Ltd.	Calgary	Vol	250	34,191
Coaldale Health Centre	AHS	South	AHS	44	29,463
Cold Lake Healthcare Centre	AHS	North	AHS	31	9,561
Consort Hospital and Care Centre	AHS	Central	AHS	15	2,788
Coronation Hospital and Care Centre	AHS	Central	AHS	23	4,880
Crowsnest Pass Health Centre	AHS	South	AHS	58	7,212
Devon General Hospital	AHS	Edmonton	AHS	14	26,188
Devonshire Care Centre	Park Place Seniors Living Inc.	Edmonton	Priv	132	32,413
Didsbury District Health Services	AHS	Calgary	AHS	21	4,950
Dr. W.R. Keir - Barrhead Continuing Care Centre	AHS	North	AHS	100	16,291
Drayton Valley Hospital and Care Centre	AHS	Central	AHS	50	9,980
Drumheller Health Centre	AHS	Central	AHS	96	15,306
Edith Cavell Care Centre	Chantelle Management Ltd.	South	Priv	120	42,756
Edmonton Chinatown Care Centre	Chinatown Multi-Level Care Foundation	Edmonton	Vol	80	12,752
Edmonton General Continuing Care Centre	Covenant Health	Edmonton	Vol	449	67,267
Edson Healthcare Centre	AHS	North	AHS	38	15,944
Elk Point Healthcare Centre	AHS	North	AHS	30	5,124
Extendicare Athabasca	Extendicare	North	Priv	50	11,722

LTC Site Estimated Non-Prescription Drugs Expenditure

All sites data

based on 2018/19 FIRMS Information

Site Name	Organization	AHS Zone	Org Type	Bed Count as of March 31, 2019 Bed Report	Estimated Non-prescription Drug Cost
Extendicare Bonnyville	Extendicare	North	Priv	50	19,761
Extendicare Cedars Villa	Extendicare	Calgary	Priv	248	46,730
Extendicare Eaux Claires	Extendicare	Edmonton	Priv	204	50,659
Extendicare Fort MacLeod	Extendicare	South	Priv	50	13,676
Extendicare Hillcrest	Extendicare	Calgary	Priv	112	19,226
Extendicare Holyrood	Extendicare	Edmonton	Priv	74	16,410
Extendicare Leduc	Extendicare	Edmonton	Priv	79	18,684
Extendicare Mayerthorpe	Extendicare	North	Priv	50	9,027
Extendicare Michener Hill	Extendicare	Central	Priv	220	86,472
Extendicare St. Paul	Extendicare	North	Priv	76	18,382
Extendicare Viking	Extendicare	Central	Priv	60	20,885
Extendicare Vulcan	Extendicare	Calgary	Priv	46	10,843
Fairview Health Complex	AHS	North	AHS	66	13,279
Father Lacombe Care Centre	Father Lacombe Care Society	Calgary	Vol	114	18,997
Foyer Lacombe	Covenant Care	Edmonton	Vol	12	8,022
Galahad Care Centre	AHS	Central	AHS	20	4,714
George McDougall - Smoky Lake Healthcare Centre	AHS	North	AHS	23	5,682
Good Samaritan Dr. Gerald Zetter Care Centre	Good Samaritan Society	Edmonton	Vol	200	68,027
Good Samaritan Millwoods Care Centre	Good Samaritan Society	Edmonton	Vol	60	31,726
Good Samaritan Society Pembina Village	Good Samaritan Society	Edmonton	Vol	40	8,726
Good Samaritan South Ridge Village	Good Samaritan Society	South	Vol	80	18,857
Good Samaritan Southgate Care Centre	Good Samaritan Society	Edmonton	Vol	226	44,565
Good Samaritan Stony Plain Care Centre	Good Samaritan Society	Edmonton	Vol	126	28,033
Grande Prairie Care Centre	Chantelle Management Ltd.	North	Priv	60	26,350
Grimshaw Berwyn and District Community Health Centre	AHS	North	AHS	19	3,350
Hanna Health Centre	AHS	Central	AHS	61	9,799
Hardisty Care Centre	Park Place Seniors Living Inc.	Edmonton	Priv	175	38,446
Hardisty Health Centre	AHS	Central	AHS	15	2,713
High River General Hospital	AHS	Calgary	AHS	50	11,785
Hythe Continuing Care Centre	AHS	North	AHS	31	8,196
Innisfail Health Centre	AHS	Central	AHS	78	9,536
Intercare Brentwood Care Centre	Intercare Corp Group	Calgary	Priv	390	62,953
Intercare Chinook Care Centre	Intercare Corp Group	Calgary	Priv	179	41,746

LTC Site Estimated Non-Prescription Drugs Expenditure

All sites data

based on 2018/19 FIRMS Information

Site Name	Organization	AHS Zone	Org Type	Bed Count as of March 31, 2019 Bed Report	Estimated Non-prescription Drug Cost
Intericare Southwood Care Centre	Intericare Corp Group	Calgary	Priv	222	57,735
J.B. Wood Continuing Care Centre	AHS	North	AHS	27	8,854
Jasper Place Continuing Care Centre	AXR Operating (National) GP Inc.	Edmonton	Priv	100	22,829
Jubilee Lodge Nursing Home	Qualicare Ltd	Edmonton	Priv	154	35,805
Killam Health Care Centre	Covenant Health	Central	Vol	45	5,907
La Crete Continuing Care Centre	AHS	North	AHS	22	2,602
Lacombe Hospital and Care Centre	AHS	Central	AHS	75	17,678
Lamont Health Care Centre	Lamont Health Care Centre	Central	Vol	105	19,566
Louise Jensen Care Centre	Bethany Group	Central	Vol	65	17,298
Manning Community Health Centre	AHS	North	AHS	16	2,396
Mannville Care Centre	AHS	Central	AHS	23	3,411
Mary Immaculate Care Centre	Covenant Health	Central	Vol	30	5,762
Mayerthorpe Healthcare Centre	AHS	North	AHS	30	5,087
Mayfair Care Centre	Travois Holding	Calgary	Priv	142	31,597
McKenzie Towne Continuing Care Centre	AXR Operating (National) GP Inc.	Calgary	Priv	150	34,303
Milk River Health Centre	AHS	South	AHS	26	6,783
Miller Crossing Care Centre	AXR Operating (National) GP Inc.	Edmonton	Priv	155	35,384
Millrise Place	Millrise Seniors Village LP.	Calgary	Priv	51	7,350
Mineral Springs Hospital	Covenant Health	Calgary	Vol	25	5,893
Mount Royal Care Centre	AXR Operating (National) GP Inc.	Calgary	Priv	93	19,796
Newport Harbour Care Centre	Park Place Seniors Living Inc.	Calgary	Priv	127	24,183
Northcott Care Centre (Ponoka)	Qualicare Ltd	Central	Priv	73	23,354
Northern Lights Regional Health Centre	AHS	North	AHS	41	6,060
Northwest Health Centre	AHS	North	AHS	11	1,859
Oilfields General Hospital	AHS	Calgary	AHS	30	7,071
Olds Hospital and Care Centre	AHS	Central	AHS	50	8,468
Our Lady of the Rosary Hospital	Covenant Health	Central	Vol	22	3,597
Peace River Community Health Centre	AHS	North	AHS	40	9,783
Ponoka Hospital and Care Centre	AHS	Central	AHS	28	3,699
Prairie Lake Seniors Community Partnership	Park Place Seniors Living Inc.	North	Priv	50	19,352
Providence Care Centre	Father Lacombe Care Society	Calgary	Vol	94	21,968
Provost Health Centre	AHS	Central	AHS	47	5,130
Radway Continuing Care Centre	AHS	North	AHS	30	4,076
Raymond Health Centre	AHS	South	AHS	5	1,564
Redwater Health Centre	AHS	North	AHS	7	1,046
Rimbey Hospital and Care Centre	AHS	Central	AHS	84	21,874
River Ridge Seniors Village Partnership	Park Place Seniors Living Inc.	South	Priv	50	6,229
Rivercrest Care Centre	Qualicare Ltd	Edmonton	Priv	74	25,841
Riverview Care Centre	AXR Operating (National) GP Inc.	South	Priv	118	27,814
Sagewood Seniors Community	AgeCare Health Services	Calgary	Priv	55	12,001
Salem Manor Nursing Home	Salem Manor Nursing Home	Edmonton	Vol	102	25,512
Seton Seniors Community	AgeCare Health Services	Calgary	Priv	59	17,998
Shepherd's Care Kensington	Shepherd's Care	Edmonton	Vol	69	14,655
Shepherd's Care Millwoods	Shepherd's Care	Edmonton	Vol	147	24,360
Sherwood Care	Sherwood Park Care Centre	Edmonton	Vol	100	24,720
Slave Lake Healthcare Centre	AHS	North	AHS	20	4,535
South Terrace Continuing Care Centre	AXR Operating (National) GP Inc.	Edmonton	Priv	107	24,426
St. Joseph's Auxiliary Hospital	Covenant Health	Edmonton	Vol	188	46,599
St. Mary's Health Care Centre	Covenant Health	Central	Vol	28	5,453
Southland Meadows	Masterpiece Care Corp.	South	Priv	50	11,785
St. Michael's Long Term Care Centre	St. Michael's Long Term Care Centre	Edmonton	Vol	153	32,797
St. Theresa General Hospital	AHS	North	AHS	8	940
St. Therese - St. Paul Healthcare Centre	AHS	North	AHS	30	6,909
Stettler Hospital and Care Centre	AHS	Central	AHS	50	11,294

LTC Site Estimated Non-Prescription Drugs Expenditure

All sites data

based on 2018/19 FIRMS Information

Site Name	Organization	AHS Zone	Org Type	Bed Count as of March 31, 2019 Bed Report	Estimated Non-prescription Drug Cost
Sundre Hospital and Care Centre	AHS	Central	AHS	9	4,687
St. Michael's Health Centre	Covenant Health	South	Vol	96	37,191
Sunnyside Care Centre	Sunnyside Nursing Home	South	Vol	100	14,235
The Dianne and Irving Kipnes Centre for Veterans	Capital Care	Edmonton	Sub	120	19,623
Three Hills Health Centre	AHS	Central	AHS	24	4,470
Tofield Health Centre	AHS	Central	AHS	50	7,247
Touchmark at Wedgewood	Touchmark At Wedgewood	Edmonton	Priv	64	13,237
Two Hills Health Centre	AHS	Central	AHS	56	10,948
Taber Health Centre	AHS	South	AHS	10	2,401
Valleyview Health Centre	AHS	North	AHS	25	4,002
Vegreville Care Centre	AHS	Central	AHS	60	14,687
Venta Care Centre	Venta Care Centre	Edmonton	Priv	148	33,469
Vermilion Health Centre	AHS	Central	AHS	48	6,403
Vulcan Community Health Centre	AHS	Calgary	AHS	15	3,536
Wainwright Health Centre	AHS	Central	AHS	69	11,046
Walden Heights Seniors Community	AgeCare Health Services	Calgary	Priv	58	11,105
Wentworth Manor The Residence and The Court	Brenda Strafford Foundation Ltd.	Calgary	Vol	74	11,587
Westlock Healthcare Centre	AHS	North	AHS	120	26,032
Westview Care Community	Westview Care Community	Central	Vol	37	8,721
WestView Health Centre – Stony Plain	AHS	Edmonton	AHS	40	11,291
Wetaskiwin Hospital and Care Centre	AHS	Central	AHS	107	7,921
William J. Cadzow - Lac La Biche Healthcare Centre	AHS	North	AHS	41	7,383
Willow Creek Continuing Care Centre	AHS	Calgary	AHS	100	23,571
Wing Kei Care Centre	Wing Kei Care Centre	Calgary	Vol	145	24,088
Youville Auxiliary Hospital (Grey Nuns) of St. Albert	Covenant Health	Edmonton	Vol	232	60,809
Dr Cooke Extended Care Centre	PNRHA	Central	Vol	50	11,785
Smoky Lake Continuing Care Centre	AHS	North	AHS	28	6,600
Valleyview	AgeCare Health Services	South	Priv	30	3,315
Benevolence Care Centre	Park Place Seniors Living Inc.	Edmonton	Priv	99	20,204
Wing Kei GreenView	Chinese Christian Wong Kei NH Association	Calgary	Vol	80	5,087
SkyPointe Seniors Community	AgeCare Health Services	Calgary	Priv	192	33,014
Villa Marie	Covenant Care	Central	Vol	60	14,418
Manoir du Lac	Manoir Du Lac (Integrated Life)	North	Priv	22	5,186
Bethany Riverview	Bethany Care Society	Calgary	Vol	210	17,215
					3,280,686

Facility	Town/City	Modality	Sub Modality	Actual Equipment cost	AHS Financial Source	End Of Life
Northern Lights Regional Health Centre	Fort McMurray	Magnetic Resonance Imaging	MR	\$431,575.02	CEA	
Medicine Hat Regional Hospital	Medicine Hat	Nuclear Medicine	SPECT/CT	\$450,000.00	CEA	EOL
Rockyview General Hospital	Calgary	Magnetic Resonance Imaging	MR	\$1,423,395.00	CEA	
Red Deer Regional Hospital	Red Deer	Injector	Injector	\$25,088.95	CEA	
Northern Lights Regional Health Centre	Fort McMurray	Injector	Injector	\$33,650	CEA	
Northern Lights Regional Health Centre	Fort McMurray	Ancillary	Physiological Monitor	\$100,750	CEA	
Rockyview General Hospital	Calgary	Injector	Injector	\$33,650	CEA	
Foothills Medical Centre	Calgary	Nuclear Medicine	PET/CT	\$2,958,295	CEA	EOL
Foothills Medical Centre	Calgary	Injector	Injector	\$28,500	CEA	
Brooks Health Centre	Brooks	Computed Tomography	CT	\$670,848	CEA	EOL
Brooks Health Centre	Brooks	Injector	Injector	\$39,500	CEA	
Peace River Community Health Centre	Peace River	Radiography	GR, mobile	\$86,805	CEA	EOL
Rockyview General Hospital	Calgary	Nuclear Medicine	SPECT/CT	\$899,950	CEA	
Foothills Medical Centre	Calgary	Computed Tomography	CT	\$2,007,080	CEA	
Foothills Medical Centre	Calgary	Injector	Injector	\$15,000	CEA	
Red Deer Regional Hospital	Red Deer	Nuclear Medicine	SPECT/CT	\$900,000	CEA	
Richmond Road Diagnostic Treatment Centre	Calgary	Magnetic Resonance Imaging	MR	\$1,558,459	CEA	
Grey Nuns Community Hospital	Edmonton	Radiography	CR Auxiliary Equipment	\$72,153	CEA	EOL
Grey Nuns Community Hospital	Edmonton	Radiography	CR Auxiliary Equipment	\$72,153	CEA	EOL
Grey Nuns Community Hospital	Edmonton	Radiography	CR Auxiliary Equipment	\$72,153	CEA	EOL
Misericordia Community Hospital	Edmonton	Radiography	CR Auxiliary Equipment	\$71,675	CEA	EOL
Misericordia Community Hospital	Edmonton	Radiography	CR Auxiliary Equipment	\$71,675	CEA	EOL
Misericordia Community Hospital	Edmonton	Radiography	CR Auxiliary Equipment	\$71,675	CEA	EOL
Grey Nuns Community Hospital	Edmonton	Radiography	CR Auxiliary Equipment	\$72,153	CEA	EOL
Misericordia Community Hospital	Edmonton	Radiography	CR Auxiliary Equipment	\$71,675	CEA	EOL

Peter Lougheed Centre	Calgary	Nuclear Medicine	SPECT/CT	\$899,950	CEA	
Medicine Hat Regional Hospital	Medicine Hat	Nuclear Medicine	SPECT/CT	\$556,858	CEA	
William J. Cadzow	Lac La Biche	Computed Tomography	CT	\$894,496	Foundation	
William J. Cadzow	Lac La Biche	Injector	Injector	\$39,500	Foundation	
Chinook Regional Hospital	Lethbridge	Computed Tomography	CT	\$995,791	CEA	
Chinook Regional Hospital	Lethbridge	Injector	Injector	\$39,500	CEA	
Claresholm General Hospital	Claresholm	Radiography	GR	\$212,157	CEA	EOL
Chinook Regional Hospital	Lethbridge	Radiography	DR	\$307,344	CEA	EOL
University of Alberta Hospital	Edmonton	Radiography	DR	\$289,536	CEA	EOL
Daysland Health Centre	Daysland	Radiography	GR	\$133,661	CEA	EOL
Tofield Health Centre	Tofield	Radiography	GR	\$145,072	CEA	EOL
Grey Nuns Community Hospital	Edmonton	Fluoroscopy	Remote	\$679,328	CEA	EOL
Chinook Regional Hospital	Lethbridge	Fluoroscopy	Conventional	\$678,774	CEA	EOL
Peter Lougheed Centre	Calgary	Radiography	DR	\$348,136	CEA	EOL
Peace River Community Health Centre	Peace River	Fluoroscopy	Conventional	\$276,376	CEA	EOL
Killam Health Care Centre	Killam	Radiography	GR	\$122,037	CEA	EOL
Red Deer Regional Hospital	Red Deer	Fluoroscopy	Angiography/Interventional	\$1,263,208	CEA	EOL
Red Deer Regional Hospital	Red Deer	Injector	Injector	\$23,500	CEA	EOL
University of Alberta Hospital	Edmonton	Fluoroscopy	Angiography/Interventional	\$1,554,766	CEA	EOL
University of Alberta Hospital	Edmonton	Injector	Injector	\$23,500	CEA	EOL
University of Alberta Hospital	Edmonton	Ancillary	Physiological Monitor	\$19,947	CEA	EOL

TOTAL \$ 21,741,295.00

**RMT: 21844 Public Accounts Committee (PAC)****Prepared by:** Reporting Services, Analytics (DIMR), AHS**Report Date** Feb 26, 2020**Report Purpose:**

PAC Question: In relation to labour and delivery events, particularly outside the major cities, what is the demand around the province and whether that is increasing or not? What are the types of delivery?

Source:

AHS Discharge Abstract Database (DAD)

Criteria:

Acute care discharged inpatient delivery events across AHS for sites outside of the major cities between '01-apr-2014 and 31-mar-2019'. All cases must have a delivery diagnosis and a delivery procedure code. *Excludes medical abortions*.

Excludes these acute care sites:

Alberta Children's Hospital
 Foothills Medical Centre
 Rockyview General Hospital
 Misericordia Community Hospital
 Grey Nuns Community Hospital
 Royal Alexandra Hospital
 University of Alberta Hospital
 Queen Elizabeth II Hospital
 Chinook Regional Hospital
 Medicine Hat Regional Hospital
 Red Deer Regional Hospital Centre
 Northern Lights Regional Health Centre
 Sturgeon Community Hospital
 Peter Lougheed Centre
 Stollery Children's Hospital
 South Health Campus

Definitions:**AHS** - Alberta Health Services**Delivery Event** - A single in-hospital event in which a women gives birth to one or more babies.

Local Geography Area - Building blocks for the provincial health boundaries introduced in 2011, containing 132 entities and a minimum population of 5000. The Local Geography boundaries aggregate to the SubZone and Zone boundaries. Designed for local level health service delivery analysis.

Recipient Zone - The AHS Zone where the patient lives. If the patient does not live in Alberta or has an unknown postal code, 9 - Unknown or out of province/country is populated.

Fiscal Year - Fiscal year (Apr - Mar) the patient was discharged.

Facility Zone - The number that identifies the Alberta Health Services' Zone where the submitting institution is located. Zone boundaries are set by Alberta Health with input from Alberta Health Services.

Facility - Institution Name assigned to a facility by the provincial/territorial Ministry or Department of Health (Alberta Health) which identifies the facility and the level of care of the data submitted.




























This information is confidential and is intended solely for the individual(s) named above who requested the information and may only be used for the purpose(s) identified in this request. Please do not distribute or use in any other context without prior agreement from Analytics (DIMR). For this report, contact Stafford Dean at Stafford.Dean@albertahealthservices.ca.

There is a risk of disclosure due to the small cell counts contained in this report. Your agreement is sought in assuring that there will not be any attempt to identify individuals using the information provided.

Delivery Events by Hospital (all delivery Mode)

Facility Zone/Site	2014/15	2015/16	2016/17	2017/18	2018/19	5-Year Trend
1 - South						
Bow Island Health Centre			<=5			
Brooks Health Centre	299	281	260	262	249	
Cardston Health Centre	13	8	9	9	9	
Crowsnest Pass Health Centre	28	25	17	13	18	
Pincher Creek Health Centre	103	113	96	106	78	
Raymond Health Centre	19	7	<=5			
Taber Health Centre	138	146	137	121	126	
2 - Calgary						
Canmore General Hospital	327	377	288	309	277	
Didsbury District Health Services	<=5	<=5				
High River General Hospital	385	361	397	347	352	
Strathmore District Health Services	<=5	<=5				
3 - Central						
Daysland Health Centre	<=5					
Drayton Valley Hospital and Care Centre	9	<=5	<=5	6	<=5	
Drumheller Health Centre	220	247	230	168	196	
Lacombe Hospital and Care Centre	104	117	89	91	81	
Olds Hospital and Care Centre	301	284	280	235	227	
Ponoka Hospital and Care Centre	121	116	106	115	89	
Provost Health Centre	93	91	83	66	62	
Rimbey Hospital and Care Centre	52	38	45	30	25	
Rocky Mountain House Health Centre	163	146	130	108	139	
St. Joseph's General Hospital					<=5	
St. Mary's Hospital	327	346	351	315	340	
Stettler Hospital and Care Centre	180	190	191	184	184	
Sundre Hospital and Care Centre	26	26	23	22	13	
Three Hills Health Centre	54	39	42	28	38	
Vermilion Health Centre	<=5			<=5		
Viking Health Centre	123	126	107	102	100	
Wainwright Health Centre	174	175	158	158	126	
Wetaskiwin Hospital and Care Centre	402	405	409	369	366	
4 - Edmonton						
Devon General Hospital			<=5			
Fort Saskatchewan Community Hospital	121	114	129	265	301	
Leduc Community Hospital			<=5			
Westview Health Centre Stony Plain				<=5		









































5 - North

Athabasca Healthcare Centre	<=5	<=5	<=5	<=5		
Barrhead Healthcare Centre	169	186	181	165	166	
Bonnyville Healthcare Centre	259	299	292	287	302	
Central Peace Health Complex			<=5			
Cold Lake Healthcare Centre	317	325	275	250	222	
Edson Healthcare Centre	128	144	150	148	133	
Fairview Health Complex	<=5	<=5	<=5	<=5	<=5	
George McDougall-Smoky Lake Healthcare Centre	<=5					
Grande Cache Community Health Complex	<=5	<=5		<=5	<=5	
High Prairie Health Complex	<=5	<=5		<=5	14	
Hinton Healthcare Centre	277	262	221	202	193	
Mayerthorpe Healthcare Centre			<=5			
Northwest Health Centre	577	662	650	655	613	
Peace River Community Health Centre	511	482	427	449	420	
Redwater Health Centre				<=5		
Sacred Heart Community Health Centre	<=5	<=5		<=5		
Seton-Jasper Healthcare Centre				<=5		
Slave Lake Healthcare Centre	30	39	77	87	75	
St. Theresa General Hospital	<=5	<=5	<=5		<=5	
St. Therese - St. Paul Healthcare Centre	226	240	177	139	141	
Swan Hills Healthcare Centre	<=5					
Valleyview Health Centre	8	11	13	<=5	6	
Wabasca-Desmarais Healthcare Centre	14	<=5	<=5	<=5	8	
Westlock Healthcare Centre	95	91	102	83	66	
Whitcourt Healthcare Centre	145	142	124	116	128	
William J. Cadzow - Lac La Biche Healthcare Centre	144	137	153	122	96	
Alberta Total	6,703	6,823	6,441	6,155	5,990	

Delivery Events by Community (LGA) - Local Geography Area (all delivery Mode)

Figure is based on Patient's Residential Postal Codes, and excludes inpatient encounters at urban facilities









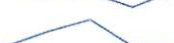







Recipient Zone/LGA	2014/15	2015/16	2016/17	2017/18	2018/19	5-Year Trend
1 - South (Recipient Zone)						
CARDSTON-KAINAI	23	16	13	12	12	
COUNTY OF FORTY MILE	<=5	11	6	<=5	14	
COUNTY OF LETHBRIDGE	<=5	7	10	9	12	
COUNTY OF WARNER	12	8	<=5	<=5		
CROWSNEST PASS	38	39	29	35	25	
CYPRESS COUNTY				<=5	<=5	
FORT MACLEOD	8	12	10	10	11	
LETHBRIDGE - NORTH	<=5	<=5	<=5		<=5	
LETHBRIDGE - SOUTH	<=5	<=5		<=5	<=5	
LETHBRIDGE - WEST	<=5	<=5	<=5		<=5	
MEDICINE HAT	<=5	<=5	<=5	<=5	<=5	
NEWELL	299	283	257	256	233	
OYEN	11	10	14	13	12	
PINCHER CREEK	70	73	64	64	52	
TABER MD	134	134	134	112	118	
2 - Calgary (Recipient Zone)						
AIRDRIE	20	26	28	19	15	
BANFF	63	82	54	53	54	
BLACK DIAMOND	40	32	49	26	29	
CALGARY - CENTRE		<=5			<=5	
CALGARY - CENTRE NORTH	<=5		<=5	<=5	<=5	
CALGARY - CENTRE WEST	<=5	<=5	<=5	<=5	<=5	
CALGARY - EAST	<=5	<=5	<=5	<=5	<=5	
CALGARY - ELBOW		<=5	<=5			
CALGARY - FISH CREEK	6	<=5	<=5	6	<=5	
CALGARY - LOWER NE	<=5	<=5	<=5	<=5	<=5	
CALGARY - LOWER NW	<=5	<=5	<=5	<=5	<=5	
CALGARY - NORTH	<=5	<=5	<=5	<=5	<=5	
CALGARY - NOSE HILL	<=5		<=5	<=5		
CALGARY - SE	16	12	14	6	<=5	
CALGARY - SW	11	7	17	8	<=5	
CALGARY - UPPER NE	<=5		<=5	<=5	<=5	
CALGARY - UPPER NW	<=5	<=5	<=5		<=5	
CALGARY - WEST	<=5	<=5	<=5			
CALGARY - WEST BOW		<=5		<=5		
CANMORE	192	203	152	168	124	
CHESTERMERE	<=5		<=5	<=5		
CLARESHOLM	14	14	13	9	12	
COCHRANE-SPRINGBANK	52	62	69	69	80	

CROSSFIELD	11	8	15	8	14	
DIDSBURY	93	82	83	72	53	
HIGH RIVER	134	133	126	135	129	
OKOTOKS-PRIDDIS	135	121	139	122	136	
STRATHMORE	36	53	42	42	34	
VULCAN	23	24	22	27	29	
3 - Central (Recipient Zone)						
CAMROSE & COUNTY	276	259	249	217	246	
CASTOR/CORONATION/CONS	58	61	60	56	45	
DRAYTON VALLEY	30	22	28	22	27	
FLAGSTAFF COUNTY	75	94	76	82	82	
INNISFAIL	27	33	29	22	27	
LACOMBE	83	95	59	75	64	
LAMONT COUNTY	8	13	16	29	20	
MD OF PROVOST	36	37	39	35	36	
MD OF WAINWRIGHT	127	132	116	109	89	
OLDS	116	103	96	88	96	
PLANNING & SPECIAL AREA 2	28	31	42	20	27	
PONOKA	93	96	76	84	63	
RED DEER - EAST	8	8	8	<=5	<=5	
RED DEER - NORTH	<=5	<=5	6	8	7	
RED DEER - SW	<=5	<=5		<=5	<=5	
RED DEER COUNTY	23	29	28	25	33	
RIMBEY	36	51	40	28	22	
ROCKY MOUNTAIN HOUSE	150	132	117	107	120	
STARLAND COUNTY/DRUMHE	123	126	119	88	111	
STETTLER & COUNTY	131	135	138	120	134	
SUNDRE	46	40	42	25	24	
SYLVAN LAKE	8	11	6	<=5	<=5	
THREE HILLS/HIGHWAY 21	79	79	76	56	69	
TOFIELD	22	18	30	26	19	
TWO HILLS COUNTY	54	64	57	50	56	
VEGREVILLE/MINBURN COUN	54	50	39	52	44	
VERMILION RIVER COUNTY	60	58	40	55	43	
VIKING	13	23	22	17	22	
WETASKIWIN COUNTY	375	355	375	339	325	
4 - Edmonton (Recipient Zone)						
BEAUMONT	<=5		<=5	<=5	<=5	
EDMONTON - ABBOTSFIELD	<=5		<=5	<=5	<=5	
EDMONTON - BONNIE DOON	<=5		<=5	<=5	<=5	
EDMONTON - CASTLE DOWN:	<=5	<=5	<=5	<=5	<=5	
EDMONTON - DUGGAN		<=5		<=5		

EDMONTON - EASTWOOD	<=5	<=5		<=5	<=5	
EDMONTON - JASPER PLACE	<=5	<=5		<=5	<=5	
EDMONTON - MILL WOODS S	<=5	<=5	<=5	<=5		
EDMONTON - MILL WOODS V	<=5			<=5	<=5	
EDMONTON - NE	13	9	6	7	20	
EDMONTON - NORTHGATE	11	<=5	<=5	<=5	8	
EDMONTON - RUTHERFORD	<=5		<=5		<=5	
EDMONTON - TWIN BROOKS					<=5	
EDMONTON - WEST JASPER P	<=5	<=5	<=5	<=5	<=5	
EDMONTON - WOODCROFT E	<=5	<=5		<=5	<=5	
EDMONTON - WOODCROFT V	<=5	<=5		<=5	<=5	
FORT SASKATCHEWAN	46	59	68	118	138	
LEDUC & DEVON	18	17	25	27	30	
SHERWOOD PARK	9	<=5	8	27	23	
ST. ALBERT	<=5		<=5	<=5	<=5	
STONY PLAIN & SPRUCE GROV	<=5	6	<=5	7	6	
STRATHCONA COUNTY EXCLL	<=5	<=5	<=5	11	14	
STURGEON COUNTY EAST	8	<=5	<=5	9	7	
STURGEON COUNTY WEST	7	<=5	<=5	8	10	
THORSBY	6	7	<=5	6	6	
WESTVIEW EXCLUDING STON	7	6	<=5	<=5	<=5	

5 - North (Recipient Zone)

ATHABASCA	22	33	26	20	19	
BARRHEAD	117	121	114	107	129	
BEAVERLODGE	<=5			<=5		
BONNYVILLE	189	208	165	172	135	
BOYLE	16	12	18	11	15	
CITY OF GRANDE PRAIRIE		<=5	<=5	<=5	<=5	
COLD LAKE	299	327	296	259	273	
EDSON	162	186	173	156	138	
FAIRVIEW	57	38	51	43	58	
FALHER	34	42	35	35	46	
FORT MCMURRAY	<=5	<=5	16	<=5	<=5	
FOX CREEK	14	11	14	<=5	12	
FROG LAKE	69	62	41	49	49	
GRANDE CACHE	25	30	23	22	30	
GRANDE PRAIRIE COUNTY		<=5		<=5	<=5	
HIGH LEVEL	580	660	648	647	616	
HIGH PRAIRIE	64	77	75	105	68	
HINTON	155	141	127	127	105	
JASPER	50	42	37	35	39	

LAC LA BICHE	116	102	104	94	70	
MANNING	33	34	40	45	29	
MAYERTHORPE	22	25	36	27	32	
PEACE RIVER	288	277	214	233	227	
SLAVE LAKE	58	59	87	77	82	
SMOKY LAKE	14	14	9	9	12	
SPIRIT RIVER	6	7	6	<=5	<=5	
ST. PAUL	182	194	191	161	151	
SWAN HILLS	17	11	12	6	13	
VALLEYVIEW	7	12	16	7	7	
WABASCA	17	8	14	16	11	
WESTLOCK	82	70	73	81	53	
WHITECOURT	118	124	103	107	94	
WOOD BUFFALO	<=5	<=5	<=5		<=5	
9 - Unknown (Recipient Zone)						
Z-Unknown	98	100	98	75	77	
Alberta Total	6703	6823	6441	6155	5990	

Inpatient Delivery Events in Acute Care Sites Outside of the Major Cities

By Delivery Mode

Facility Zone, Site	2014/15			2014/15 Total	2015/16			2015/16 Total	2016/17			2016/17 Total	2017/18			2017/18 Total
	C/Section	For/Vac	Vaginal		C/Section	For/Vac	Vaginal		C/Section	For/Vac	Vaginal		C/Section	For/Vac	Vaginal	
1 - South	168	57	375	600	138	54	388	580	132	47	342	521	111	43	357	
Bow Island Health Centre																
Brooks Health Centre	99	30	170	299	76	21	184	281	83	18	159	260	62	18	182	
Cardston Health Centre		<=5	12	13			8	8		<=5	8	9		<=5	7	
Crowsnest Pass Health Centre	9	<=5	18	28	6	<=5	15	25	<=5		16	17			13	
Pincher Creek Health Centre	30	9	64	103	28	12	73	113	23	12	61	96	23	9	74	
Raymond Health Centre		<=5	17	19		<=5	6	7			<=5					
Taber Health Centre	30	14	94	138	28	16	102	146	25	16	96	137	26	14	81	
2 - Calgary	156	88	471	715	164	87	489	740	143	79	463	685	131	54	471	
Canmore General Hospital	106	52	169	327	112	63	202	377	93	32	163	288	95	28	186	
Didsbury District Health Services		<=5		<=5			<=5	<=5								
High River General Hospital	50	36	299	385	52	24	285	361	50	47	300	397	36	26	285	
Strathmore District Health Services		<=5		<=5			<=5	<=5								
3 - Central	555	263	1,537	2,355	588	274	1,488	2,350	534	240	1,474	2,248	500	228	1,270	1
Daysland Health Centre	<=5		<=5	<=5												
Drayton Valley Hospital and Care Centre	<=5		8	9			<=5	<=5			<=5	<=5			6	
Drumheller Health Centre	72	17	131	220	85	29	133	247	51	24	155	230	27	20	121	
Lacombe Hospital and Care Centre	11	8	85	104	11	6	100	117	9	<=5	75	89	10	11	70	
Olds Hospital and Care Centre	90	36	175	301	90	32	162	284	77	34	169	280	82	29	124	
Ponoka Hospital and Care Centre	18	8	95	121	23	19	74	116	21	<=5	80	106	18	<=5	92	
Provost Health Centre	10	7	76	93	15	13	63	91	11	12	60	83	6	8	52	
Rimbey Hospital and Care Centre		<=5	49	52		<=5	36	38		<=5	41	45		<=5	25	
Rocky Mountain House Health Centre	16	15	132	163	18	11	117	146	18	9	103	130	15	12	81	
St. Joseph's General Hospital																
St. Mary's Hospital	85	31	211	327	96	21	229	346	88	16	247	351	87	25	203	
Stettler Hospital and Care Centre	46	31	103	180	38	35	117	190	53	32	106	191	45	37	102	
Sundre Hospital and Care Centre		6	20	26		<=5	22	26		<=5	22	23			22	
Three Hills Health Centre			54	54			39	39			42	42		<=5	27	
Vermilion Health Centre			<=5	<=5											<=5	
Viking Health Centre	31	13	79	123	30	12	84	126	17	15	75	107	22	10	70	
Wainwright Health Centre	61	39	74	174	60	42	73	175	66	27	65	158	73	28	57	
Wetaskiwin Hospital and Care Centre	111	49	242	402	122	48	235	405	123	56	230	409	115	37	217	
4 - Edmonton	29	21	71	121	32	14	68	114	33	19	79	131	67	39	160	
Devon General Hospital											<=5	<=5				
Fort Saskatchewan Community Hospital	29	21	71	121	32	14	68	114	33	19	77	129	67	39	159	
Leduc Community Hospital											<=5	<=5				
Westview Health Centre Stony Plain															<=5	
5 - North	758	374	1,780	2,912	850	384	1,805	3,039	807	374	1,675	2,856	760	367	1,597	2
Athabasca Healthcare Centre			<=5	<=5			<=5	<=5			<=5	<=5			<=5	
Barrhead Healthcare Centre	49	24	96	169	61	19	106	186	49	15	117	181	45	14	106	
Bonnyville Healthcare Centre	72	25	162	259	110	38	151	299	110	43	139	292	96	32	159	
Central Peace Health Complex											<=5	<=5			<=5	
Cold Lake Healthcare Centre	102	50	165	317	119	44	162	325	91	44	140	275	99	40	111	
Edson Healthcare Centre	32	18	78	128	23	18	103	144	42	25	83	150	32	32	84	
Fairview Health Complex			<=5	<=5			<=5	<=5			<=5	<=5			<=5	
George McDougall-Smoky Lake Healthcare Centre			<=5	<=5			<=5	<=5			<=5	<=5			<=5	
Grande Cache Community Health Complex			<=5	<=5			<=5	<=5			<=5	<=5			<=5	
High Prairie Health Complex			<=5	<=5			<=5	<=5			<=5	<=5			<=5	
Hinton Healthcare Centre	64	12	201	277	83	12	167	262	93	<=5	124	221	69	12	121	
Mayerthorpe Healthcare Centre											<=5	<=5			<=5	
Northwest Health Centre	136	74	367	577	157	86	419	662	153	92	405	650	163	109	383	
Peace River Community Health Centre	138	72	301	511	141	64	277	482	121	66	240	427	116	66	267	
Redwater Health Centre															<=5	
Sacred Heart Community Health Centre			<=5	<=5			<=5	<=5							<=5	
Seton-Jasper Healthcare Centre															<=5	
Slave Lake Healthcare Centre		<=5	29	30	<=5	<=5	37	39	15	7	55	77	19	7	61	
St. Theresa General Hospital			<=5	<=5		<=5	<=5	<=5			<=5	<=5			<=5	
St. Therese - St. Paul Healthcare Centre	63	43	120	226	65	50	125	240	41	32	104	177	44	19	76	
Swan Hills Healthcare Centre			<=5	<=5												
Valleyview Health Centre			8	8			11	11			13	13			<=5	
Wabasca-Desmarais Healthcare Centre			14	14			<=5	<=5		<=5	<=5	<=5			<=5	
Westlock Healthcare Centre	24	7	64	95	19	12	60	91	19	14	69	102	15	<=5	63	
Whitecourt Healthcare Centre	34	46	65	145	31	33	78	142	28	27	69	124	21	27	68	
William J. Cadzow - Lac La Biche Healthcare C	44	<=5	98	144	40	6	91	137	45	<=5	104	153	41	<=5	77	
Grand Total	1,666	803	4,234	6,703	1,772	813	4,238	6,823	1,649	759	4,033	6,441	1,569	731	3,855	6

Table 1 Staffing Ratio: UPP, 2016–2017 and 2017–2018

Indicator name	Reporting level	Fiscal year	Province/territory	MIS primary account number	Account description	Numerator	Denominator	Value	% Change 2016 versus 2017
Staffing Ratio	Province/Territory	2016	Alberta	71210	Medical Nursing Unit	26253072	7591522	3.5	
Staffing Ratio	Province/Territory	2016	Alberta	71220	Surgical Nursing Unit	13637880	4848440	2.8	
Staffing Ratio	Province/Territory	2016	Alberta	71230	Combined Medical/Surgical Nursing	9573912	2438751	3.9	
Staffing Ratio	Province/Territory	2016	Alberta	71240	Intensive Care Nursing Unit	4795416	4119784	1.2	
Staffing Ratio	Province/Territory	2016	Alberta	71250	Obstetrics Nursing Unit	2047272	961958	2.1	
Staffing Ratio	Province/Territory	2016	Alberta	71270	Pediatric Nursing Unit	1871040	958382	2.0	
Staffing Ratio	Province/Territory	2016	Alberta	71275	Mental Health and Addiction Service	14588760	3780446	3.9	
Staffing Ratio	Province/Territory	2016	Alberta	71276	Mental Health Long-Term Care Nurs	568464	134763	4.2	
Staffing Ratio	Province/Territory	2016	Alberta	71280	Physical Rehabilitation Nursing Unit	4966296	1329899	3.7	
Staffing Ratio	Province/Territory	2016	Alberta	71290	Palliative Nursing Unit	1035600	295816	3.5	
Staffing Ratio	Province/Territory	2016	Alberta	71292	Long-Term Care Nursing Unit	37398600	5590845	6.7	
Staffing Ratio	Province/Territory	2016	Alberta	71592	Residential Care Unit	15930432	2317756	6.9	
						132666744	34368362	3.86	
Staffing Ratio	Province/Territory	2017	Alberta	71210	Medical Nursing Unit	25797720	7284299	3.5	
Staffing Ratio	Province/Territory	2017	Alberta	71220	Surgical Nursing Unit	14074944	4890416	2.9	
Staffing Ratio	Province/Territory	2017	Alberta	71230	Combined Medical/Surgical Nursing	9916824	2590198	3.8	
Staffing Ratio	Province/Territory	2017	Alberta	71240	Intensive Care Nursing Unit	4964784	4116324	1.2	
Staffing Ratio	Province/Territory	2017	Alberta	71250	Obstetrics Nursing Unit	1979736	933026	2.1	
Staffing Ratio	Province/Territory	2017	Alberta	71270	Pediatric Nursing Unit	1828296	932448	2.0	
Staffing Ratio	Province/Territory	2017	Alberta	71275	Mental Health and Addiction Service	13457736	3387481	4.0	
Staffing Ratio	Province/Territory	2017	Alberta	71276	Mental Health Long-Term Care Nurs	564672	120326	4.7	
Staffing Ratio	Province/Territory	2017	Alberta	71280	Physical Rehabilitation Nursing Unit	4924152	1213677	4.1	
Staffing Ratio	Province/Territory	2017	Alberta	71290	Palliative Nursing Unit	907896	258930	3.5	
Staffing Ratio	Province/Territory	2017	Alberta	71292	Long-Term Care Nursing Unit	37068672	5573154	6.7	
Staffing Ratio	Province/Territory	2017	Alberta	71592	Residential Care Unit	13708560	1909003	7.2	
						129193992	33209282	3.89	0.8%
Staffing Ratio	Province/Territory	2016	British Columbia	71210	Medical Nursing Unit	28150536	8037203	3.5	
Staffing Ratio	Province/Territory	2016	British Columbia	71220	Surgical Nursing Unit	13207488	4157140	3.2	
Staffing Ratio	Province/Territory	2016	British Columbia	71230	Combined Medical/Surgical Nursing	8062272	2538327	3.2	
Staffing Ratio	Province/Territory	2016	British Columbia	71240	Intensive Care Nursing Unit	4699200	3866639	1.2	
Staffing Ratio	Province/Territory	2016	British Columbia	71250	Obstetrics Nursing Unit	2278848	949823	2.4	
Staffing Ratio	Province/Territory	2016	British Columbia	71270	Pediatric Nursing Unit	671784	290903	2.3	
Staffing Ratio	Province/Territory	2016	British Columbia	71275	Mental Health and Addiction Service	8277192	2366674	3.5	
Staffing Ratio	Province/Territory	2016	British Columbia	71276	Mental Health Long-Term Care Nurs	883992	256059	3.5	
Staffing Ratio	Province/Territory	2016	British Columbia	71280	Physical Rehabilitation Nursing Unit	4338288	936593	4.6	
Staffing Ratio	Province/Territory	2016	British Columbia	71290	Palliative Nursing Unit	991488	329512	3.0	
Staffing Ratio	Province/Territory	2016	British Columbia	71292	Long-Term Care Nursing Unit	27822216	3874762	7.2	
Staffing Ratio	Province/Territory	2016	British Columbia	71592	Residential Care Unit	56323152	7603990	7.4	
						155706456	35207625	4.42	
Staffing Ratio	Province/Territory	2017	British Columbia	71210	Medical Nursing Unit	28641936	8101368	3.5	
Staffing Ratio	Province/Territory	2017	British Columbia	71220	Surgical Nursing Unit	12991128	4121702	3.2	
Staffing Ratio	Province/Territory	2017	British Columbia	71230	Combined Medical/Surgical Nursing	8350512	2658892	3.1	
Staffing Ratio	Province/Territory	2017	British Columbia	71240	Intensive Care Nursing Unit	4864824	3967782	1.2	
Staffing Ratio	Province/Territory	2017	British Columbia	71250	Obstetrics Nursing Unit	2297544	1004545	2.3	
Staffing Ratio	Province/Territory	2017	British Columbia	71270	Pediatric Nursing Unit	704184	301245	2.3	
Staffing Ratio	Province/Territory	2017	British Columbia	71275	Mental Health and Addiction Service	8075328	2377468	3.4	
Staffing Ratio	Province/Territory	2017	British Columbia	71276	Mental Health Long-Term Care Nurs	981840	275973	3.6	
Staffing Ratio	Province/Territory	2017	British Columbia	71280	Physical Rehabilitation Nursing Unit	4332552	923280	4.7	
Staffing Ratio	Province/Territory	2017	British Columbia	71290	Palliative Nursing Unit	950712	320392	3.0	
Staffing Ratio	Province/Territory	2017	British Columbia	71292	Long-Term Care Nursing Unit	27365952	3845836	7.1	
Staffing Ratio	Province/Territory	2017	British Columbia	71592	Residential Care Unit	57586536	7820630	7.4	
						157143048	35719113	4.40	-0.5%