

ENGLISH LANGUAGE LEARNERS INSTRUCTOR'S NOTES

1-2



LEGISLATIVE
ASSEMBLY
OF ALBERTA

Contents

Learning Outcomes for CLB 1 - 2	1	Listening Activity	6
<i>Reading, Listening and Writing Activities</i>		<i>Transcript</i>	
Coat of Arms	4	Facts about Alberta and the Alberta Legislature	8
<i>Activities</i>		<i>Speaking and Listening Activity</i>	



Learning Outcomes for CLB 1 - 2

Reading, Listening and Writing Activities

Activity 1 - The Alberta Legislature

- Write a few words to complete short sentences.

Activity 2 - The Flag of Alberta

- Write a few words to answer simple questions.

Activity 3 - Coat of Arms

- Understand simple information.

Activity 4 - Princess Louise Caroline Alberta

- Understand the purpose of and some basic details in very simple, short text.

Reading, Listening and Writing Activities

Activity 5 - Chief Crowfoot

- Understand the purpose of and some basic details in very simple, short text.
- Write a few words to complete short sentences.

Activity 6 – Crossword Puzzle (CLB 1)

- Practise new vocabulary by writing words in the correct spaces.

Activity 7 – Our Field Trip

- Understand very simple information.

Activity 8 – Meeting the Heritage Interpreter

- Use and respond to basic courtesy formulas and greetings.
- Give basic personal information in response to direct questions.

Activity 9 – Vocabulary Activity

- Copy words under correct pictures to practise new vocabulary.

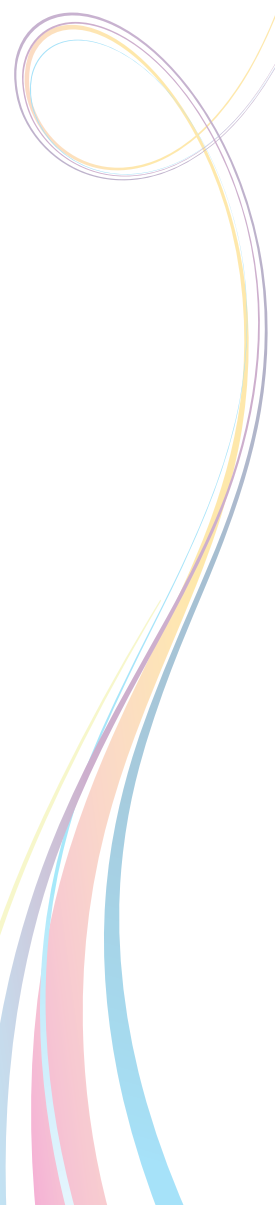
Activity 10 – Speaking and Listening Activity

- Facts About Alberta and the Alberta Legislature Information Gap
- Ask for basic information.
- Understand simple information.
- Give basic information in a few short words or phrases in response to questions.

Activity 11 – Reading and Writing Activities

Postcards from Edmonton

- Understand very short, simple messages.
- Write a few words to complete short sentences.
- Copy words and numbers to complete a very short task.
- Write a few words to answer simple questions.



Activity 12 – E-mails to Friends

- Understand short greetings and other goodwill messages.
- Write a few short sentences to describe a personal situation.

Activity 13 – Thank-you Cards

- Understand short greetings and simple goodwill messages.
- Write a short, simple social message.

Activity 14 – Thank-you Notes

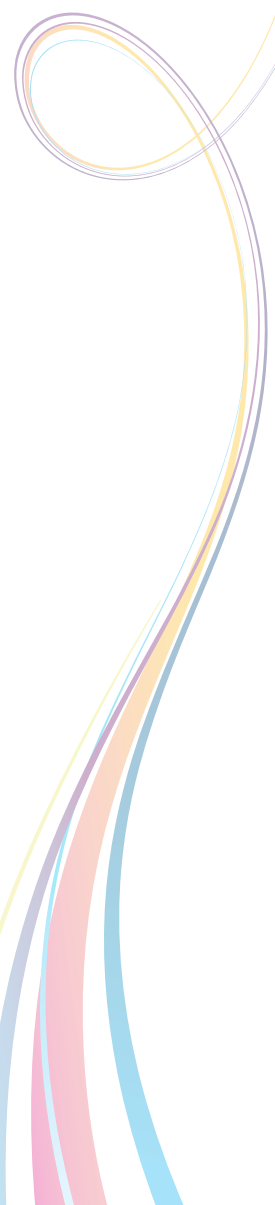
- Understand short greetings and other goodwill messages.
- Write a few words to complete short sentences.
- Write a short, simple social message.

Activity 15 – Word Search (CLB 2)

- Find and circle new vocabulary.

Activity 16 – Crossword Puzzle (CLB 2)

- Practise new vocabulary by writing words in the correct spaces.
- Write a few words to complete short sentences.





Coat of Arms

Activities

Listening

Yes/No comprehension questions and a labelling activity follow a listening passage about a Heritage Interpreter talking to a few ELL students.

Warm-up

- Show learners a picture of Alberta's Coat of Arms.
- Introduce/review vocabulary for activities.

Activities

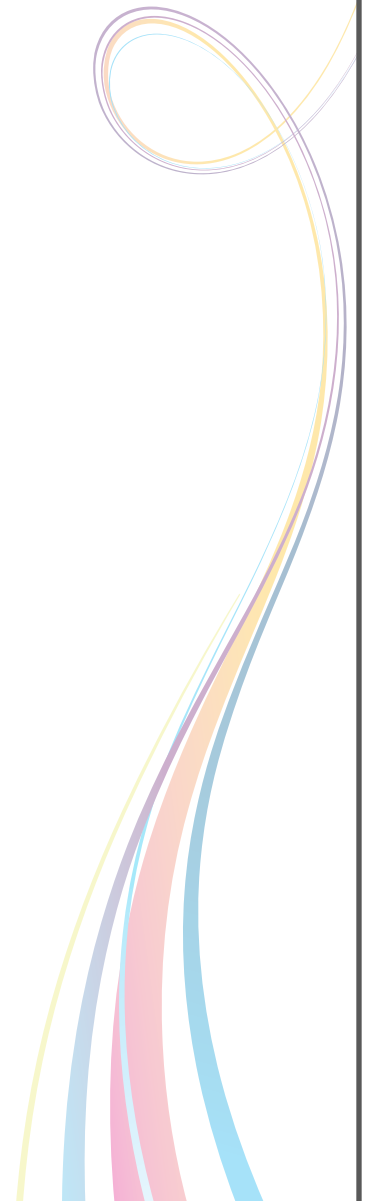
- Play the audio twice. Learners listen.
- Distribute the worksheet and explain the procedures for Activity 1. Play the audio again. Then read the yes/no questions to the class. Learners listen and circle the correct answers on their worksheets. Repeat the questions if necessary.
- Explain the procedures for Activity 2. Play the audio again. Learners listen and label the picture. Replay the audio again if necessary.

Assessment

Instructor corrects individual learner responses for the listening activities.

Vocabulary

the Chamber, government, coat of arms, wood, carved, lion, antelope, beaver, crown, shield, Rocky Mountains, wheat





Listening Activity

Transcript

Anna is on a field trip with her ELL class. They are at the Alberta Legislature Building in Edmonton. They are listening to a Heritage Interpreter. The Heritage Interpreter is talking about two very special doors inside the building.

Heritage Interpreter: These are very special doors. They are the doors to the Chamber. The Chamber is where the government meets.

The doors and the coat of arms are made of wood. They were carved by hand.

Anna: Excuse me. I see three animals on the coat of arms. What are the names of those animals?

Heritage Interpreter: The animal on the left is a lion. The animal on the right is a pronghorn antelope. The animal on the top is a beaver.

Anna's classmate: What's on top of the beaver?

Heritage Interpreter: That's a crown.

Anna: What's between the lion and antelope?

Heritage Interpreter: That's the shield of Alberta. Can you see the Rocky Mountains? Can you see the wheat?

Anna: Yes, I can.

Comprehension Questions (Read by the instructor)

1. Is Anna on a field trip with her family?
2. Is Anna listening to a Heritage Interpreter?
3. Is the Heritage Interpreter talking about a statue?
4. Are the doors made of wood?
5. Are the doors old?

Our Field Trip Instructor's Notes

Learners listen to sentences about their upcoming field trip to the Alberta Legislature and write the details about their field trip.

Warm-up

- Show learners a picture of the Alberta Legislature.
- Ask learners if they have seen or visited this building.

Activity

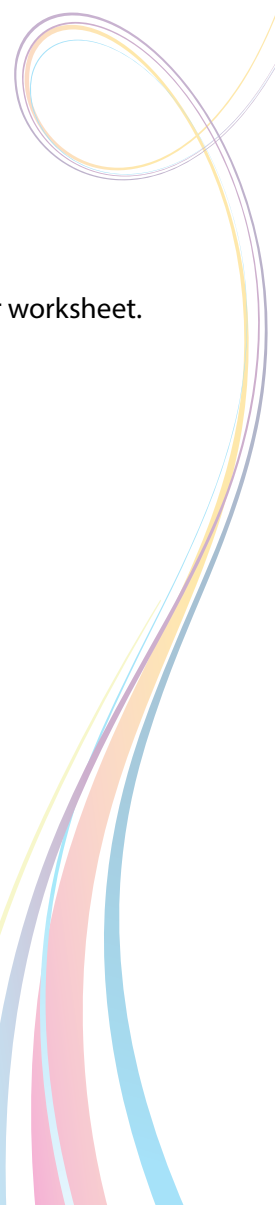
Make sentences about the upcoming field trip. For example,


1. We are going on a field trip. We are going to the Alberta Legislature.
2. We are going on **(date of the field trip)**.
3. We are going by **(method of transportation)**.
4. We are going to leave at **(time of departure)**.
5. Please bring **(camera, lunch, et cetera)**.

- Read the sentences twice. Learners listen.
- Distribute the worksheet and explain the procedures for the activity.
- Read the sentences again. Learners listen and write the correct information on their worksheet. Repeat the sentences if necessary.

Assessment

- Instructor corrects individual learner responses for the listening activity.





Facts about Alberta and the Alberta Legislature

Speaking and Listening Activity

An information gap activity introduces some facts about Alberta and the Alberta Legislature.

Warm-up

- Introduce/review vocabulary for activity.

Activity

- Pair up the learners. Distribute Worksheet 1 to Student A and Worksheet 2 to Student B. Explain the procedures for the activity.
- Learners ask and answer the questions on their worksheets and write down the correct information on their charts. Learners ask for assistance when necessary.
- Correct together. Discuss the meanings of any unfamiliar words.

Vocabulary

the Alberta Legislature, building materials (marble, sandstone), palm trees, Premier, dome

Legislative Assembly of Alberta - Visitor Services

English Language Learners: Instructor's Notes – 1 to 2

Phone: 780.427.7362 • Toll Free: 310.0000 • visitorinfo@assembly.ab.ca

