

ENGLISH LANGUAGE LEARNERS

ACTIVITY BOOK

1-2




LEGISLATIVE
ASSEMBLY
OF ALBERTA

Contents

The Alberta Legislature Building	1	Facts about Alberta and the Alberta Legislature	12
<i>Writing Activity</i>		<i>Speaking and Listening Activity</i>	
The Flag of Alberta	2	Facts about Alberta and the Alberta Legislature	13
<i>Writing Activity</i>			
Coat of Arms	3	Postcards from Edmonton	14
<i>Listening Activities</i>		<i>Reading and Writing Activities</i>	
Princess Louise Caroline Alberta	4	E-mails to Friends	17
<i>Reading Activity</i>		<i>Reading and Writing Activities</i>	
Chief Crowfoot	5	Thank you Cards	20
<i>Reading and Writing Activity</i>		<i>Reading and Writing Activities</i>	
Crossword Puzzle	6	Thank you Notes	21
		<i>Reading and Writing Activities</i>	
Our Field Trip	7	A Thank you Note	22
<i>Listening Activity</i>		<i>Writing Activity</i>	
Meeting the Heritage Interpreter	8	Alberta Legislature	23
<i>Speaking Activity</i>		<i>Word Search Activity</i>	
Meeting the Heritage Interpreter	9	Alberta Legislature Building Visit	24
<i>Role-Play</i>		<i>Crossword Puzzle</i>	
Vocabulary Activity	10		
<i>Label the Pictures</i>			



The Alberta Legislature Building



Writing Activity

Read the sentences about the Alberta Legislature with a partner. Write the missing words. Use the words on the left.

large

capital

100

meets


important

Alberta Legislature

1. This building is called the
2. The Alberta Legislature is over years old.
3. The building is very
4. It is an building in Alberta.
5. The Alberta government in this building.
6. The Alberta Legislature Building is in Edmonton because Edmonton is the of Alberta.



The Flag of Alberta



white

grey

red

yellow

green

Writing Activity

Look at the flag. Answer the questions. Use the words on the left.

1. What colour is the cross?.....
2. What colour are the hills?.....
3. What colour is the snow on the mountains?.....
4. What colour are the mountains?.....
5. What colour is the field of wheat?.....

Coat of Arms

Listening Activities

Activity 1

Listen to Anna's story. Listen to the questions. Circle "Yes" or "No."

1. Yes No

2. Yes No

3. Yes No

4. Yes No

5. Yes No

Activity 2

Listen again. Label the three animals on the Coat of Arms.



Princess Louise Caroline Alberta

Reading Activity



Princess Louise Caroline Alberta was a beautiful woman.

She was born in Great Britain.

She was born in 1848.

She was the daughter of Queen Victoria.

Queen Victoria was the Queen of England.

Alberta became a province in 1905.

It was named after the princess.

Circle T for true or F for false.

- | | | |
|---|---|---|
| 1. She was born in Canada. | T | F |
| 2. She was born in 1848. | T | F |
| 3. She was the Queen of England. | T | F |
| 4. Her mother was the Queen of England. | T | F |
| 5. Alberta became a province in 1805. | T | F |

Chief Crowfoot

Reading and Writing Activity



Chief Crowfoot was an aboriginal man.
He was born in 1830. He was the leader
of the Blackfoot Nation.

He signed an agreement called Treaty 7
with the government of Canada.

He was a brave and peaceful chief.

Write the missing words.

1. Chief Crowfoot was an.....man.
2. He was..... in 1830.
3. He was the.....of the Blackfoot Nation.
4. He.....an agreement called Treaty 7 with the
government of.....
5. He was a brave and peaceful.....

Crossword Puzzle

☐ flag

☐ coat of arms

☐ crown

☐ mountains

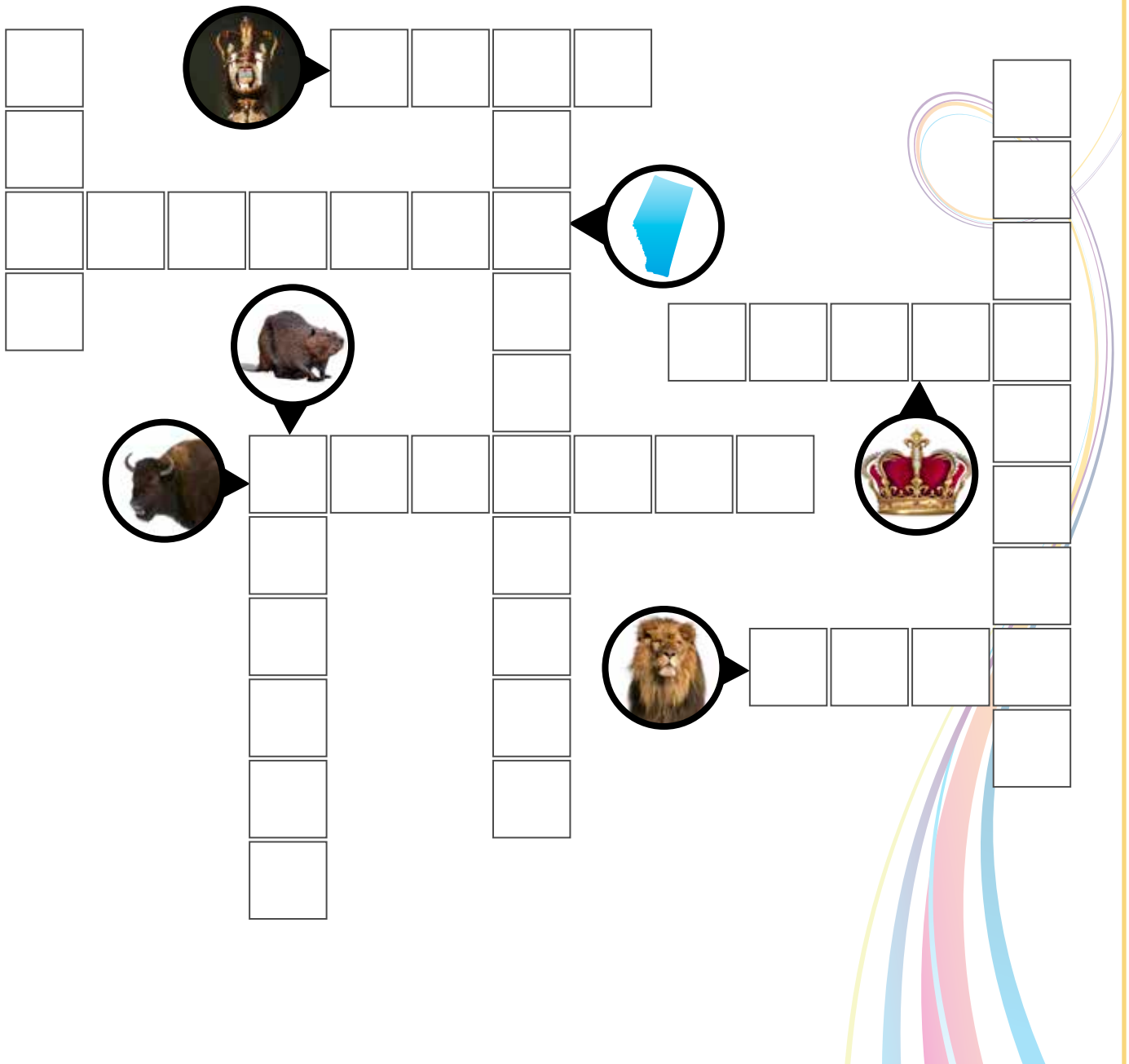
☐ lion

☐ beaver

☐ buffalo

☐ mace

☐ Alberta

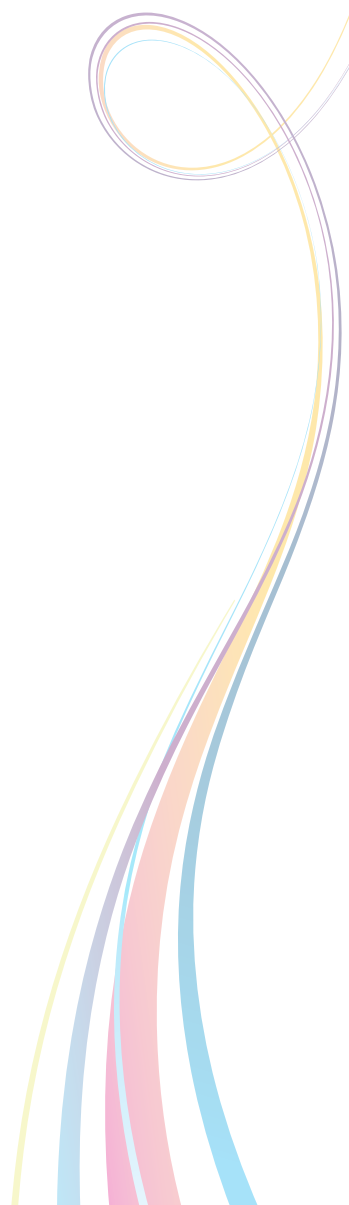


Our Field Trip

Listening Activity

Listen to the sentences about your field trip. Write the information about your field trip.

Our Field Trip	
1. Where	
2. When	
3. How	
4. What time	
5. What to bring	



Meeting the Heritage Interpreter

Speaking Activity



Meeting the Heritage Interpreter



Role-Play

Practise the conversation on this page with another student. Switch roles and practise again. Then present your role-play to the class.

Heritage Interpreter: Hi! I'm What's your name?

1. Student:

Heritage Interpreter: Where are you from?

2. Student:

Heritage Interpreter: How long have you been in Canada?

3. Student:

Heritage Interpreter: How long have you been studying English?

4. Student:

Heritage Interpreter: Is this your first trip to the Alberta Legislature?

5. Student:

Heritage Interpreter: It was very nice meeting you. I hope you enjoy the tour today.

6. Student

Vocabulary Activity

Label the Pictures



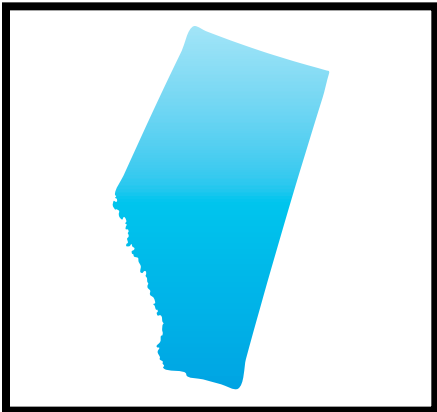
1.



2.



3.



4.



5.



6.

Alberta Legislature

coat of arms

Chief Crowfoot

Alberta's flag

Alberta

beaver



7.



8.



9.



10.



11.



12.

Princess Louise Caroline Alberta

statue


lion

the wild rose

the rotunda

mace

Facts about Alberta and the Alberta Legislature



Speaking and Listening Activity

Student A

Worksheet 1

Read the facts about Alberta and the Alberta Legislature Building. Ask your partner the questions below.

- Where is the Alberta Legislature Building?
- How old is the Alberta Legislature Building?
- What is the outside of the Alberta Legislature Building made of?

Write the answers below.

Facts about Alberta and the Alberta Legislature

Location

.....

Age

.....

Building Materials - inside

marble

.....

Building Materials - outside

.....

Trees

palm trees

.....

Alberta's First Premier

the Honourable Alexander Rutherford

.....

Facts about Alberta and the Alberta Legislature



Student B

Worksheet 2

Read the facts about Alberta and the Alberta Legislature Building. Ask your partner the questions below.

- What is the inside of the building made of?
- What kind of tree grows under the dome of the Legislature?
- Who is the first Premier of Alberta?

Write the answers below.

Facts about Alberta and the Alberta Legislature

Location *Edmonton, Alberta*

Age *100 years old*

Building Materials - inside

Building Materials - outside *sandstone*

Trees

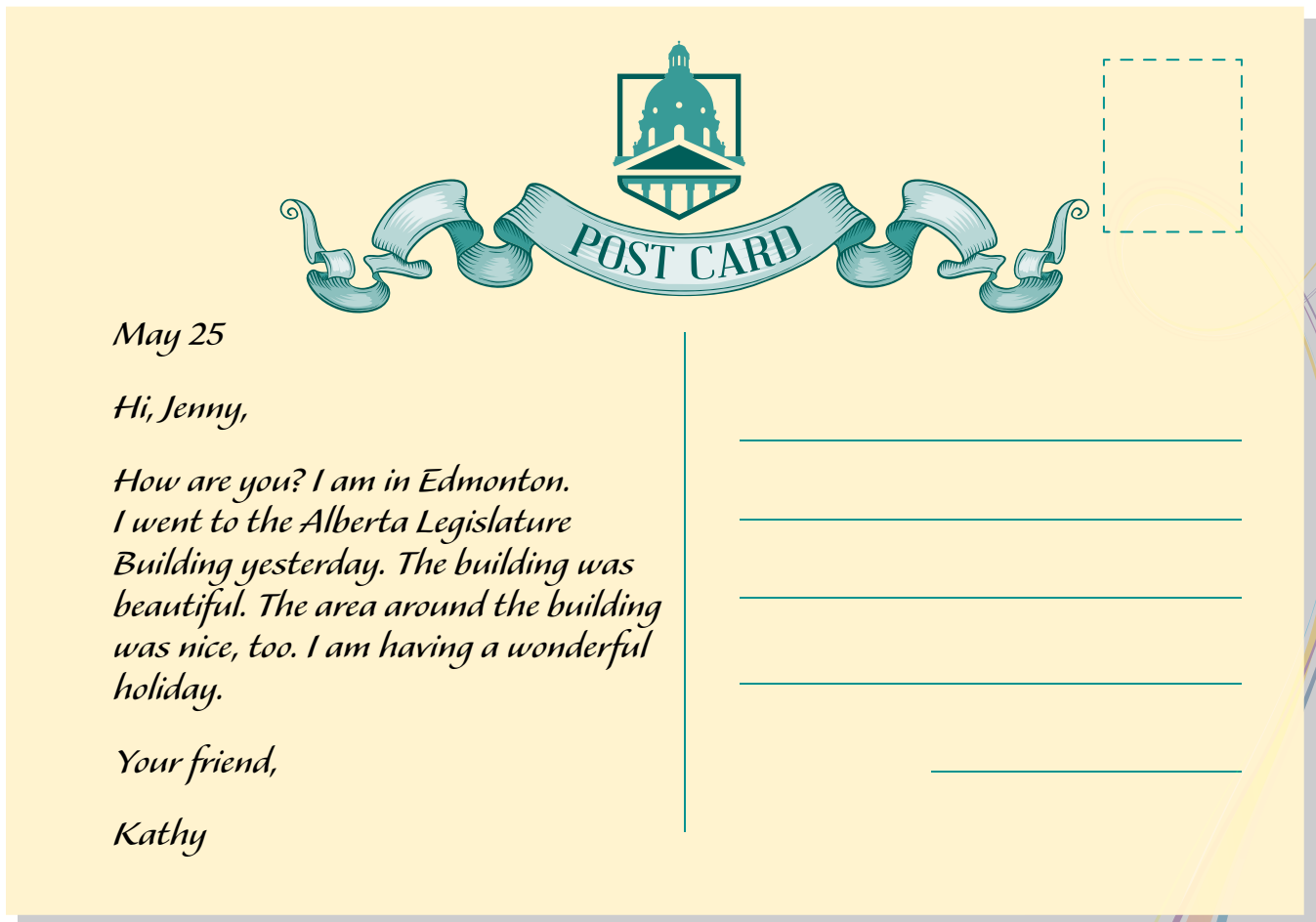
Alberta's first Premier

Postcards from Edmonton

Reading and Writing Activities

Activity 1

Read this postcard from Kathy to her friend Jenny. Write Jenny's address on the postcard. Use the words below.



May 25

Hi, Jenny,

How are you? I am in Edmonton. I went to the Alberta Legislature Building yesterday. The building was beautiful. The area around the building was nice, too. I am having a wonderful holiday.

Your friend,

Kathy



Jenny Miller

B3H 0G2

3862 McLean Street

Halifax, NS

Activity 2

Read this postcard from Marco to his sister Maria. Write the missing words. Use the words below.



pictures

Dear

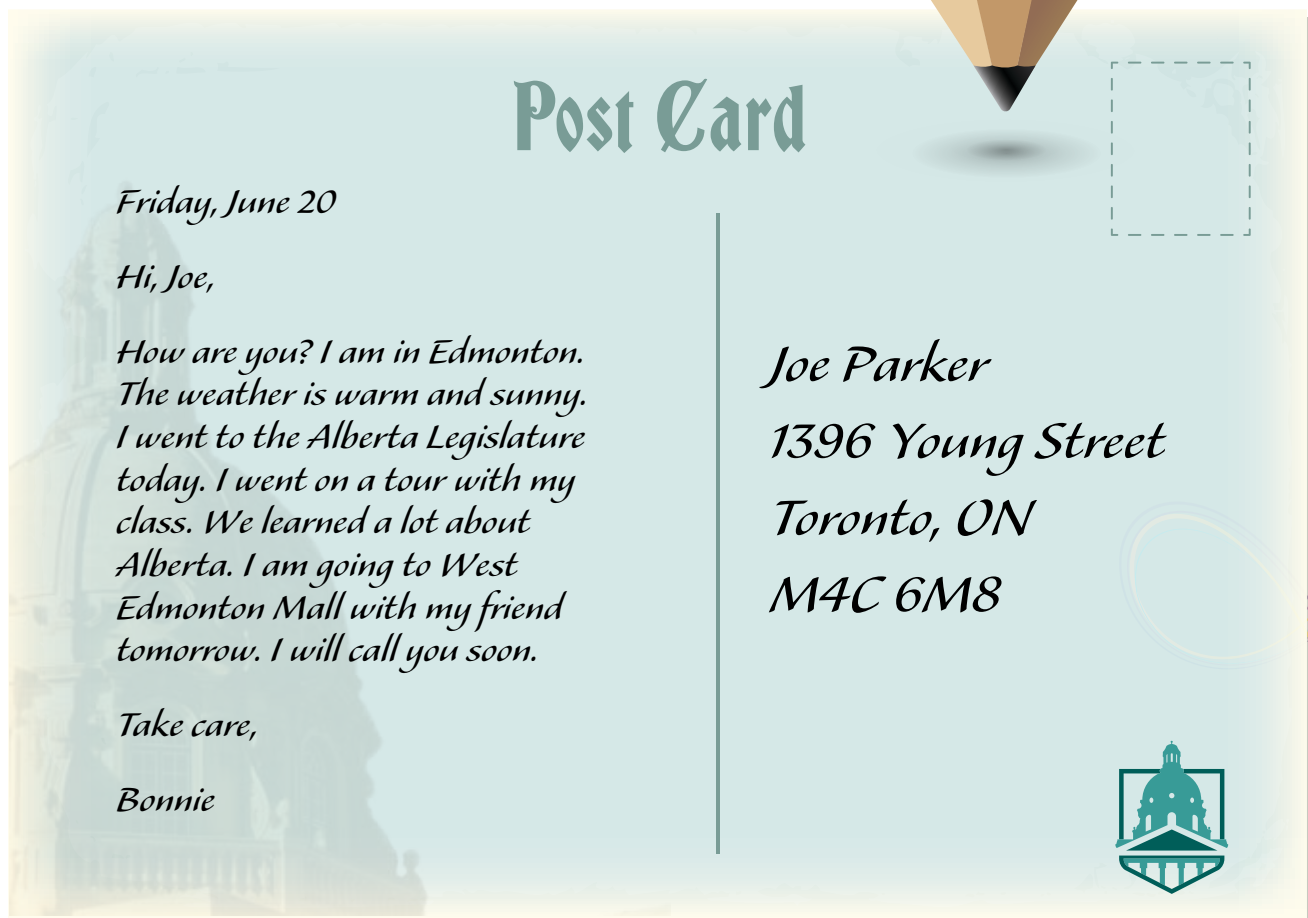
Alberta

am

weather

Activity 3

Read this postcard from Bonnie to her friend Joe. Answer the questions.



1. Who is the postcard to?.....
2. Who is the postcard from?.....
3. Where is Bonnie?.....
4. Where is Joe?.....
5. How is the weather in Edmonton?.....
6. When did she go to the Alberta Legislature?.....
7. With whom did she go?.....
8. Where is she going tomorrow?.....



E-mails to Friends

Reading and Writing Activities

Read this e-mail from Anna to her friend Sara.

From -	Microsoft Exchange
To...	sarasmith@worldnet.com
Cc...	
Subject	Hi!

Hi, Sara,

I went on a field trip with my class on Friday. We went to the Alberta Legislature. It is a big and beautiful building in Edmonton. We went on a tour. I learned a lot about Alberta. I took a lot of pictures. I'll show them to you next time I see you.

Your friend,
Anna

Activity 1

Circle the correct answer.

1. Where did Anna go with her class?

to the museum | to the Alberta Legislature | to the park

2. When did Anna go on the field trip?

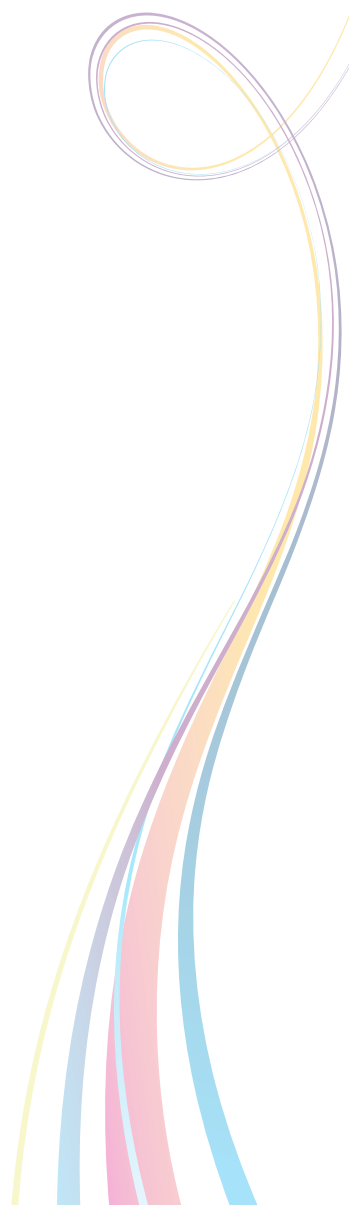
on Thursday | on Friday | on Monday

3. To whom did Anna send an e-mail?

her sister | her teacher | her friend

4. What did she do at the Alberta Legislature?

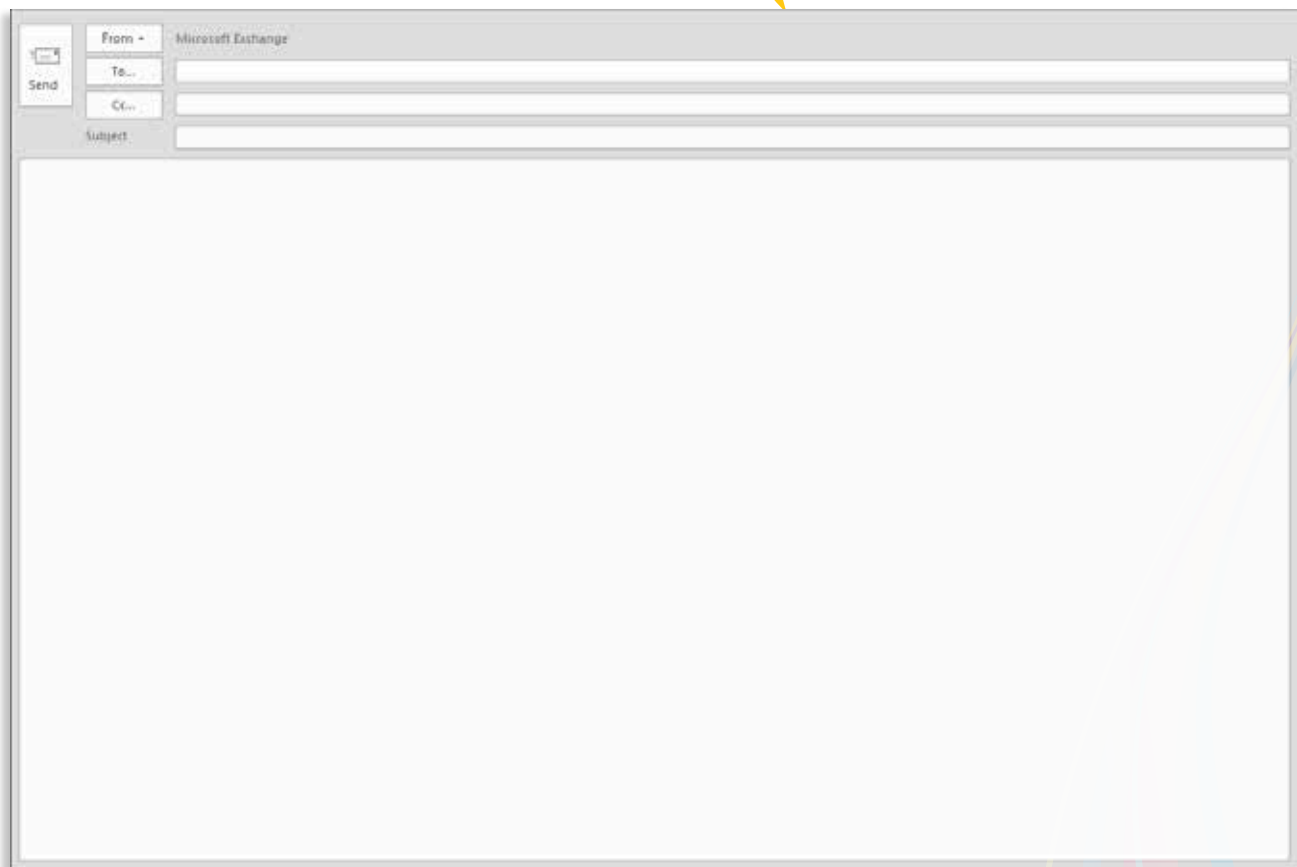
went on a tour | went shopping | went for a walk



Activity 2

Write an e-mail to your friend. Tell your friend about your field trip to the Alberta Legislature. In your e-mail answer questions such as:

- Where did you go?
- When did you go?
- With whom did you go?
- What did you do?



The image shows a Microsoft Exchange email composition window. The window has a title bar that says "Microsoft Exchange". Below the title bar, there are fields for "From:", "To:", "Cc:", and "Subject:". To the left of these fields is a "Send" button. The main body of the window is a large, empty text area for writing the email. A large yellow speech bubble is positioned above the email composition window, containing a list of questions. To the right of the speech bubble, there are several overlapping, colorful loops in blue, purple, and yellow. At the bottom right of the page, there are several vertical, colorful stripes in blue, pink, and yellow.

Thank you Cards



Reading and Writing Activities



Activity 1

Look at the cards. Match the messages from inside these thank you cards to the cards on the left.

- ✎ Thank you so much for the birthday gift. I really like the dictionary. I will use it often.
- ✎ Thank you for helping out in our class. You are a wonderful volunteer!
- ✎ Thank you for taking us on a tour. We really learned a lot. You are a great Heritage Interpreter!
- ✎ Thank you for teaching me. I really liked being in your class. I will miss you.

Activity 2

Write a message in this card to thank the Heritage Interpreter. Include opening and closing statements and your signature.



Thank you Notes



Reading and Writing Activities

Activity 1

Read this thank you note from Jennifer to her Heritage Interpreter, Paul. Write the missing words. Use the words on the left.

Chamber

portraits

tour

Sincerely

Dear

Alberta

enjoyed

May 21, 2014

.....Paul,

Thank you very much for the.....you gave my ELL class yesterday. I really.....the tour. I learned a lot aboutand Alberta's history. I really liked going inside theand looking at all theon the fourth floor.

I hope to come back with my family this summer.

.....,

Jennifer

A Thank you Note

Writing Activity

Activity 2

Write a thank you note to your Heritage Interpreter. Include the date, the Heritage Interpreter's name, a message and your signature.

Dear.....

Sincerely,

Alberta Legislature

Word Search Activity

Alberta Legislature

Find the words.

l c m b y p w y p r e m i e r
i z w g e p r s x o m a c e e
o s n l b a i i p h y c h p j
n t l e v c v l n e c v o x n
b a a g x g k e l c a l k p a
g t w i d m q a r a e k t i b
o u s s j f e j r t r s e h o
v e p l m o m d n t r s s r r
e r o a b u c a a k i n g q i
r o r t r n i c p l e s m y g
n t t u o t i f m l l k t s i
m u r r n a b f b v r i m s n
e n a e z i c r o w n k o p a
n d i d e n a l e a d e r n l
t a t h y m s i h q u e e n n

aboriginal

antelope

artists

beaver

bronze

crown

fountain

government

king

laws

leader

legislature

lion

mace

marble

medallion

pillars

portrait

premier

princess

queen


rotunda

speaker

statue

Alberta Legislature Building Visit

Crossword Puzzle



Created on TheTeachersCorner.net Crossword Maker

Across

2. It's made of gold, silver and jewels.
5. King George V is the of Queen Elizabeth II.
7. The spot where you can hear the sound of running water.
8. Chief Crowfoot belonged to the Nation.
11. Queen Victoria gave Chief Crowfoot a
12. There are palm trees in the dome.

Down

1. One of the emblems of Canada.
3. The coat of arms is made of
4. The Building was under construction from 1907 - 1912.
6. became a province in 1905.
9. The word rotunda comes from the word
10. Alberta was named after a

Legislative Assembly of Alberta - Visitor Services

English Language Learners: Activity Book – 1 to 2

Phone: 780.427.7362 • Toll Free: 310.0000 • visitorinfo@assembly.ab.ca

